

Learning From Home 2021 Term 3 Week 8

Stage 1
Wed - Fri

Wednesday

Wednesday Reading Task

When Duncan showed his teacher his new picture, she gave him a "good work" sticker for colouring ...



After reading the story, look at the picture above. What does this picture tell us about how Duncan was feeling about his letters from the crayons? How do you know?

Write your answer here:

Duncan's Thoughts

Draw what you think Duncan looks like in the middle of this box. Finish each of the thought bubbles to show what he might be thinking after he has read the first few letters from his crayons.

I wish...

I had no idea that...

I am sorry...

From now on...

Challenge Task

Can you think of your own thought bubble or speech bubble for Duncan? Write it on a whiteboard and show it to your friend.

Wednesday Writing Task - Thinking and Feeling Verbs.

In today's task we are going to look at letters from the story 'The Day the Crayons Quit.' Whilst reading some of the letters, we are going to look at the verbs within the text. Verbs can be described in a variety of ways. Today we are looking at thinking and feeling verbs. After completing the table, write your own sentence using those verbs.

Thinking		Feeling and Wanting
Know	Decide	Like
Reflect	Consider	Hate
Comprehend	Recall	Dislike
Believe	Hypothesise	Want
Imagine	Wonder	Wish
Forget	Understand	Need
Remember	Assume	Fear
Recollect	Recognise	Enjoy
Realise	Infer	Resent

Example:

The word I found	Feeling or Thinking Verb.
love	A feeling verb.
crazy	A feeling verb

My new sentences:

I love the colour yellow because it makes me feel happy. However, the colour neon orange makes me feel a little bit crazy.

Dear Duncan,
 All right, listen.
 I love that I'm your favourite crayon
 for grapes, dragons and wizards' hats,
 but it makes me crazy that so much
 of my gorgeous colour goes outside
 the lines. IF YOU DON'T START
 COLOURING INSIDE the lines
 soon... I'm going to
 COMPLETELY LOSE IT.
 Your very neat friend,
Purple Crayon

Dear Duncan,
 I'm tired of being called
 "light brown" or "dark tan"
 because I am neither.
 I am **PEIGE** and I am proud.
 I'm also tired of being second
 place to Mr Brown Crayon.
 It's not fair that Brown gets
 all the bears, ponies and puppies
 while the only things I get
 are turkey dinners (if I'm lucky)
 and wheat, and let's be honest -
 when was the last time you
 saw a kid excited about
 colouring wheat?
 Your **PEIGE** friend
 Pease Crayon

Your turn::

The word I found	Feeling or Thinking Verb.

My new sentences:

Duncan,
 GREY CRAYON here. JOKE KILLING ME!
 I know you love Elephants. And I
 know that elephants are grey.
 but that's a LOT of space to colour
 in all by myself.
 And don't even get me started on
 your rhinos, hippos and
HUMPBACK WHALES
 you know how tired I am after
 handling one of those things?
 such **BIG** animals.
 But penguins are grey you know
 so are very unexciting. Besides, how about
 one of those once in a while to give
 me a break?
 Your very best friend
 Grey Crayon

Your turn::

The word I found	Feeling or Thinking Verb.

My new sentences:

Dear Duncan,
 You colour with me, but why?
 Most of the time I'm the
 same colour as the page you
 are using me on - WHITE.
 If I didn't have a black
 outline, you wouldn't even
 know I was THERE!
 I'm not even in the rainbow.
 I'm only used to colour
 SNOW or to fill in empty
 space between other things.
 And it leaves me feeling...
 ...well... empty. We need
 to talk.
 Your empty friend,
 White Crayon

Your turn::

The word I found	Feeling or Thinking Verb.

My new sentences:

Hi, Duncan,
 I HATE being used to draw
~~the~~ the outline of things...
 ... things that are coloured in
 by other colours, all of which
 think they're brighter than me!
 It's NOT FAIR when you use
 me to draw a nice beach ball
 and then fill in the colours of
 the ball with ALL THE OTHER
 CRAYONS. How about a
 BLACK Beachball some time?
 Is that too much to ask?
 Your friend,
 Black Crayon

Your turn::

The word I found	Feeling or Thinking Verb.

My new sentences:

Dear Duhaan,
 As Green Crayon, I am writing for two reasons. One is to say that I like my work-loads of crocodiles, trees, dinosaurs and frogs. I have no problems and wish to congratulate you on a very successful "colouring things GREEN" career so far.
 The second reason I write is for my friends, Yellow Crayon and Orange Crayon, who are no longer speaking to each other. Both crayons feel THEY should be the colour of the sun. Please settle this soon because they're driving the rest of us CRAZY!
 Your happy friend, Green Crayon

Your turn::

The word I found	Feeling or Thinking Verb.

My new sentences:

Can you think of some other feeling or thinking verbs? Record them in the table below and then try creating your own sentences with the new words you have found.:


Feeling Verbs	Thinking Verbs

My new sentences:

Use this table to practise your personal sight words list.


Type/Write your word	Practise 1	Practise 2	Practise 3

Letter Formation Worksheet




My name is _____

Trace over these letters and then try writing your own.



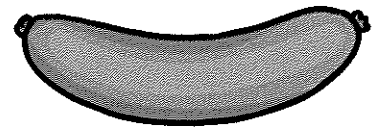
All of the following start with the sound s.

Can you write the letter s to complete the words?



__ubmarine

__ocks



__ausage

Finish and Write: ide




Say the name of each picture. If the picture belongs in the -ide family and rhymes with *slide*, add -ide to finish writing the word.



br



ch



r



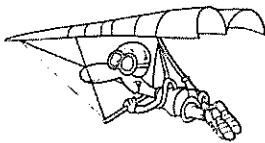
h




pr



sl



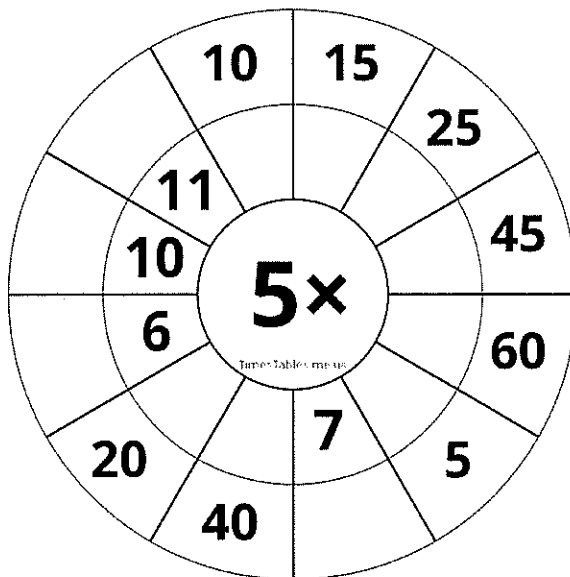
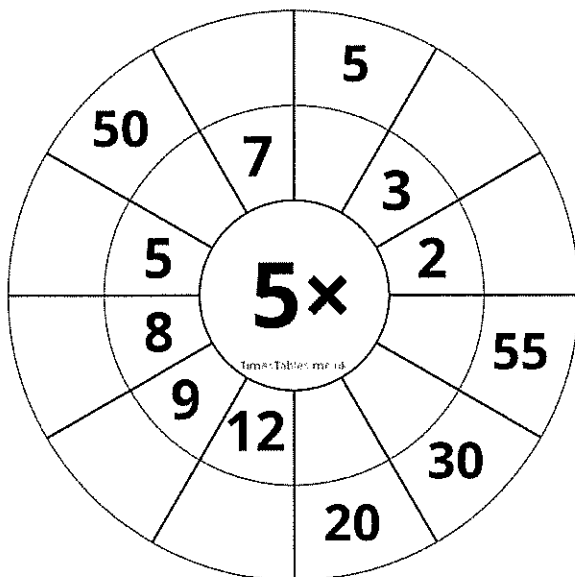
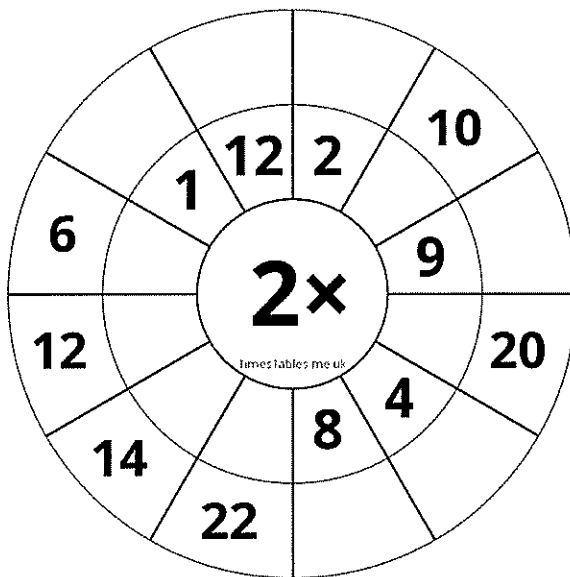
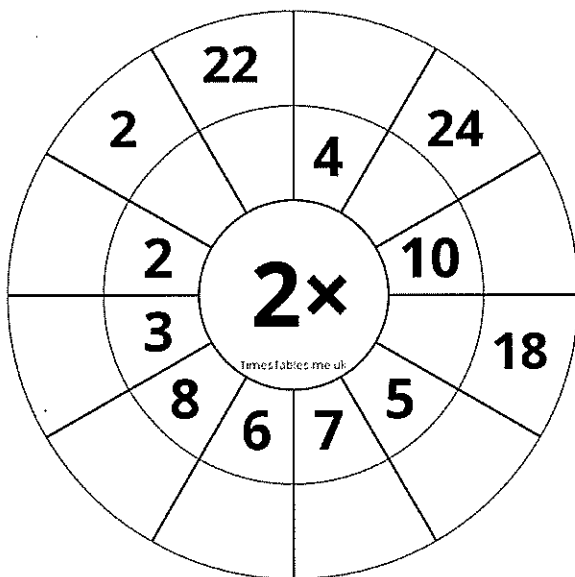
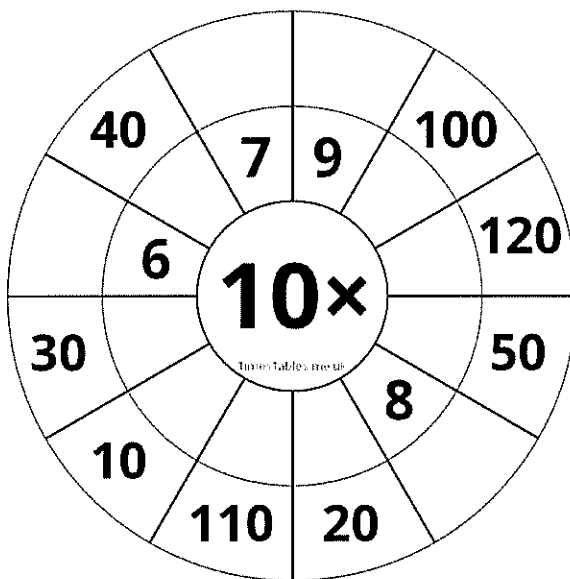

gl



s



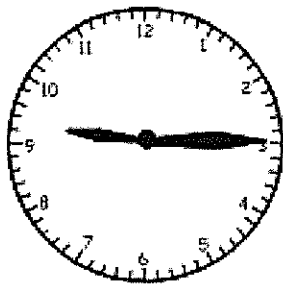
f



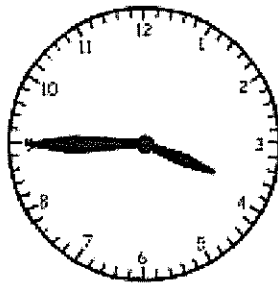
Time

Name: _____

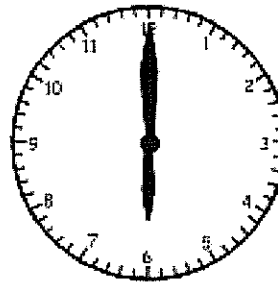
Reading analog time & recording on digital clocks. (15 min intervals)




⋮



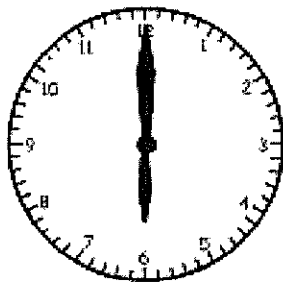
⋮



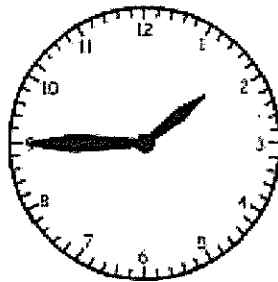
⋮



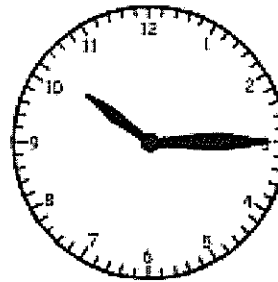
⋮



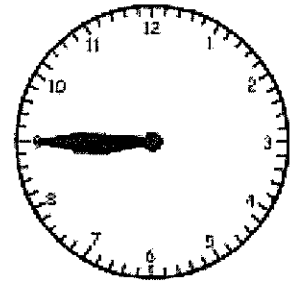
⋮




⋮



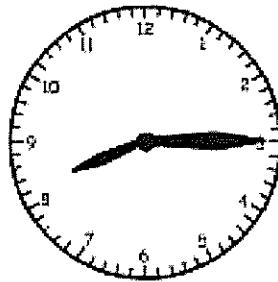
⋮




⋮



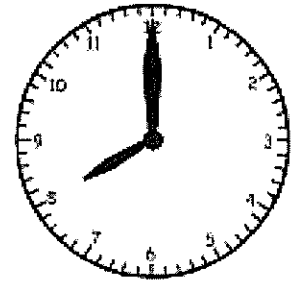
⋮



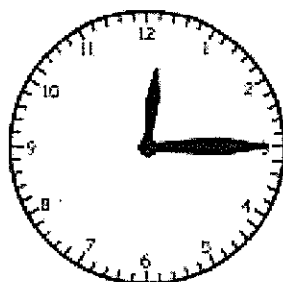
⋮



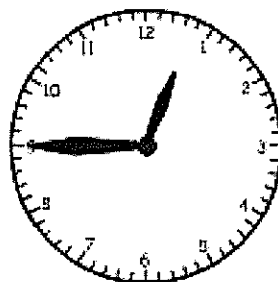
⋮



⋮



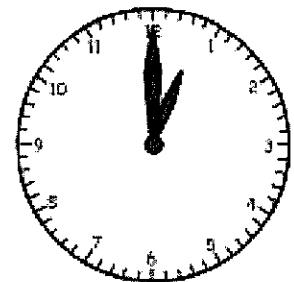
⋮



⋮



⋮



⋮


Time Challenge

In most watch shops and watch advertisements, the watches show the time at or close to 10:10.

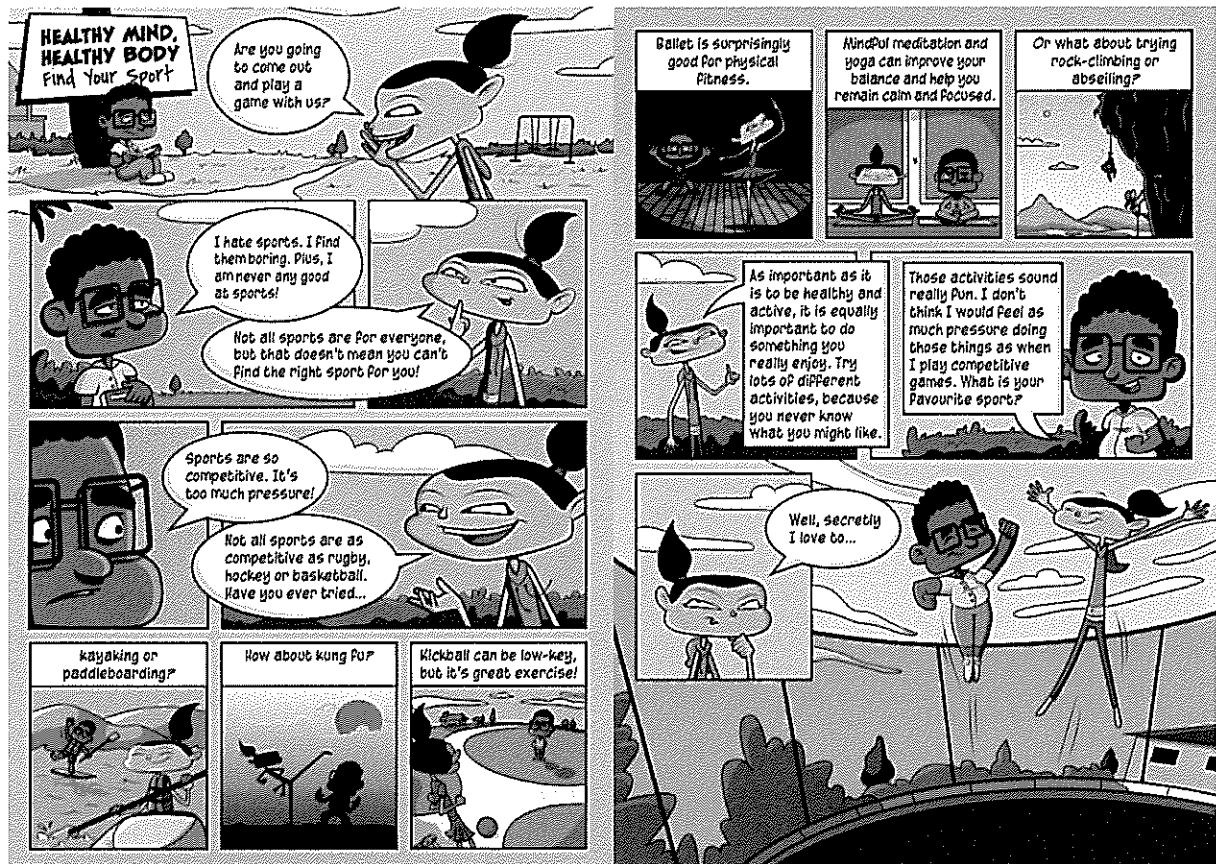
You could try to find out:

- What mythical reasons there are for this.
- Why it is really done.
- When the first digital watch was invented.
- Which sells most - digital or analogue watches?

Can you use an analogue clock to answer the following problems? Write down any calculations or draw pictures to help you.



How many times do the hands overlap in 12 hours? What times are these?	In 12 hours, how many times have the number 5 in them?



Healthy Mind,
Healthy Body
Find your sport!



TASK

Find a sport that you enjoy. Pretend the reader of this presentation has never played or heard of the sport you have chosen.

1. Introduce your sport
2. Explain how it is played
3. Describe any rules
4. Discuss how you learn to play. (Do you have to attend training?)
5. 5. Are there different levels you need to achieve?
6. What are the benefits of playing this sport?

Activity:

Thursday

Thursday Reading Task

Did Duncan solve the crayons problems?

Look through the book again (if you haven't got access to the story, look at the example letters in yesterday's task and use those).

As you read through each page, pause and summarise what the crayons complaint was. At the end of the story, look at the picture Duncan drew. Does it solve the crayon's problems? How?

Did Duncan solve the crayons problem?	What was the problem?	Yes/No	How?
Red Crayon	He works harder than other crayons and he is worn out. He needs a rest.	Yes	In the final picture, he is only used to colour a small elephant.
Purple Crayon			
Beige Crayon			
Grey Crayon			
White Crayon			
Black Crayon			
Green Crayon			
Yellow Crayon			
Orange Crayon			
Blue Crayon			
Pink Crayon			
Peach Crayon			

Challenge Question:

What do these results tell you about Duncan's character?

Write your answer here.

Thursday Writing Task - OREO

Over the past two weeks, we have read and discussed examples of persuasive language. After reading the story, *The Day the Crayons Quit*, we know from the ending that the crayons were convincing and Duncan learned a lesson. You will look at a few letters written in this story. Your job will be to break apart each letter in search of the OREO. Use this template to record what you've found. If there is an element missing from the letter, make up your own and add it to the template. Below are five examples of letters from the book, choose at least TWO of them to complete the OREO template.

Hey DUNCAN,
It's me, RED Crayon. WE NEED to talk.
You make me work harder than
any of your other crayons.
All year long I wear myself out
colouring FIRE ENGINES, APPLES,
strawberries and EVERYTHING
ELSE that's RED.
I even work on Holidays!
I have to colour all the SANTAS
at CHRISTMAS and ALL the
HEARTS on VALENTINE'S day!
I NEED A REST!
Your overworked friend,
RED Crayon

Duncan,
GREY Crayon here. TOXIC KILLING ME!
I know you love Elephants and I
know that elephants are grey
but that's a LOT of space to colour
in all by myself.
And don't even get me started on
your rhinos, hippos and
HUMPAK WHALES
you know how tired I am after
handling one of those things?
Such BIG animals
even penguins are grey you know
so are very hard to colour. How about
one of those once in a while to give
me a break?
Your very tired friend
Grey Crayon

Dear Duncan,

As green crayon, I am writing for TWO reasons. One is to say that I like my work. Loads of crocodiles, trees, dinosaurs and frogs. I have no problems and wish to congratulate you on a very successful "colouring things GREEN" career so far.

The second reason I write is for my friends, Yellow Crayon and Orange Crayon, who are no longer speaking to each other. Both crayons feel THEY should be the colour of the sun.

Please settle this soon because they're driving the rest of us CRAZY!
Your happy friend, Green Crayon

Dear DUNCAN,

It has been great being your FAVOURITE colour this PAST year and the year before. And the year before ~~that~~ THAT! I have really enjoyed all those OCEANS, LAKES, RIVERS, raindrops, rain clouds and CLEAR skies.

But the BAD NEWS is that I am so short and stubby. I can't even see over the railing in the CRAYON BOX anymore!

I need a BREAK!
Your very stubby friend,
Blue Crayon

DUNCAN,

OKAY, LISTEN HERE, KID!
You have not used me ONCE in ~~the~~ the past year.

It's because you think I am a GROSS colour, but it's something of which please tell your little sister I said thank you for giving me to colour in her "Pretty Princess" colouring book. I think she'd be fabulous for staying inside the lines!

Now, back to me. Could you PLEASE get someone to colour the occasional pink unicorn or mermaid or something? That way, when they could give a splash of colour.
Your angry friend,
Pink Crayon

Opinion

Reasons

Example

Opinion Restated.

<p>Opinion</p>	<p>Reasons</p>
<p>Example</p>	<p>Opinion Restated.</p>

Opinion

Reasons

Example

Opinion Restated.

Use this table to practise your personal sight words list.

Type/Write your word	Practise 1	Practise 2	Practise 3



Cloze the Gap! (ide)

Read the following sentences, saying the word "slide" when you come to a blank space. Use words from the *ide* family to fill in the blanks and make sense. Reread your sentences to double check your choices! One word is used twice!

1. Let's play _____ and seek.
2. I like to sit _____ my best friend at school.
3. We dug a hole that was deep and _____.
4. Can we go down the _____ at recess?
5. The _____ wore a beautiful dress.
6. My dad likes to _____ his dirt bike at the desert.
7. I put my homework _____ my backpack.
8. On sunny days we can play _____.
9. I can't _____ which one I want.
10. Our class had to _____ into teams for kickball.
11. The coach told the player to _____ into home base.

Word Bank


wide	slide	divide	bride	inside
hide	ride	beside	decide	outside

Letter Formation Worksheet



My name is _____

Trace over these letters and then try writing your own.



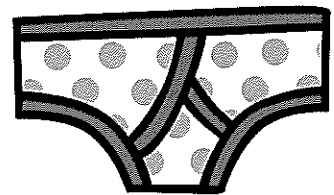
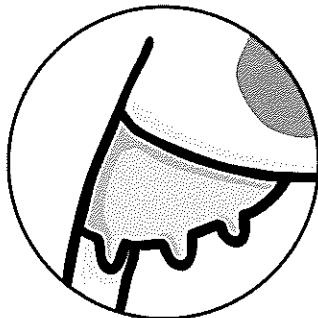
All of the following start with the sound u.

Can you write the letter u to complete the words?

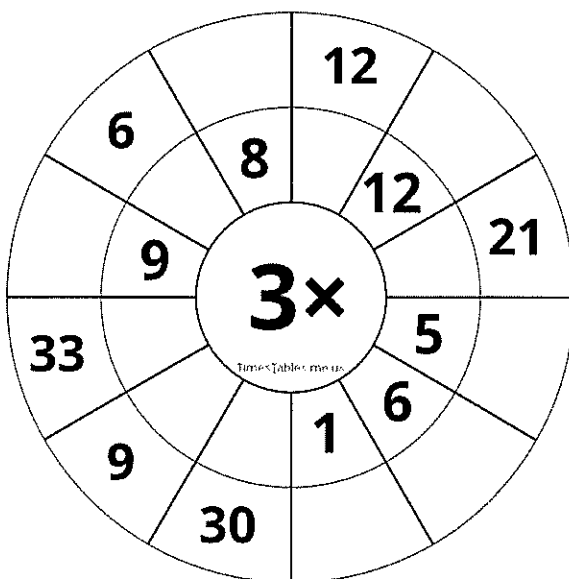
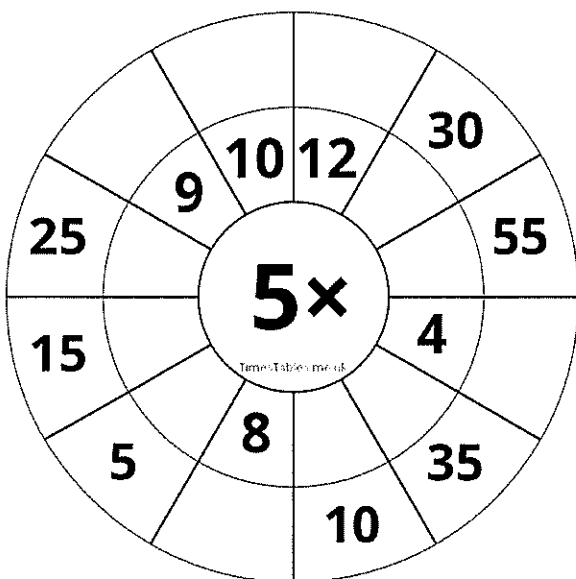
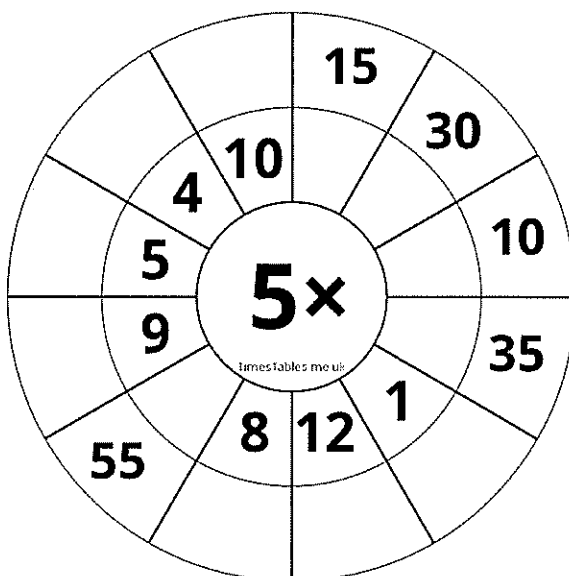
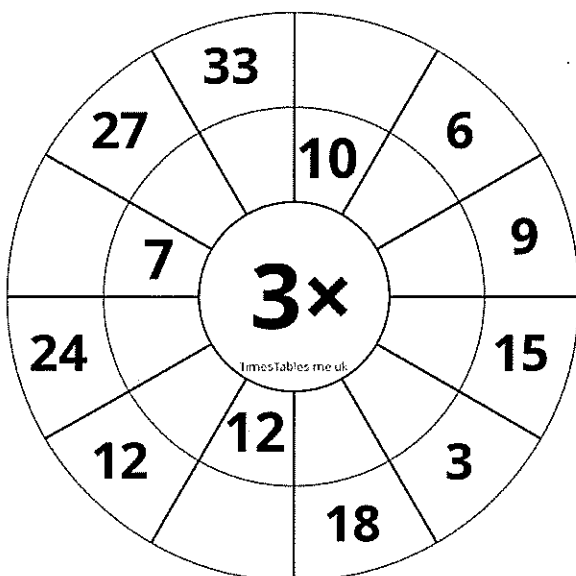
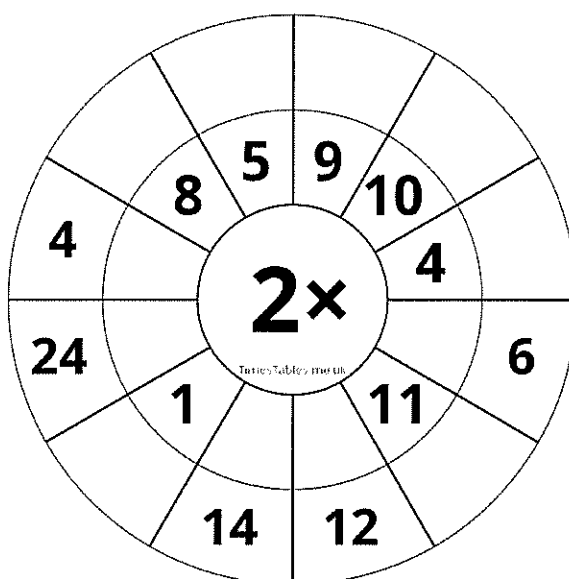
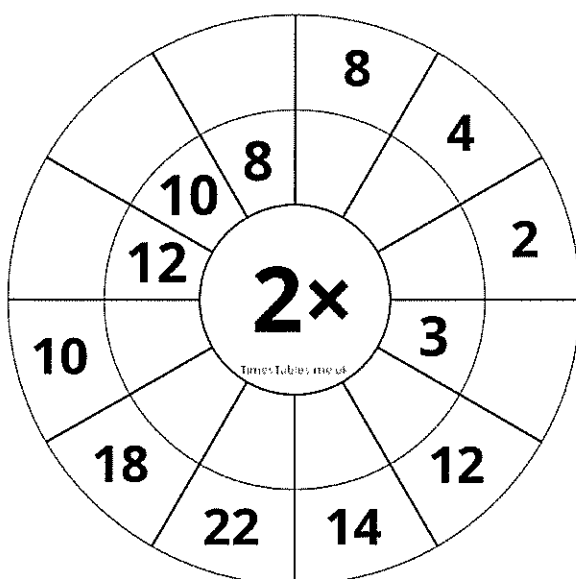


_mbrella

_dders



_nderwear



Coin Rubbing

Rubbing coins is a wonderful and exciting way to see the pictures on them!

Step 1: Place the coin under the paper.

Step 2: Gently rub over the paper with a lead pencil.

Step 3: Keep rubbing until the picture appears!

--	--	--	--	--	--

5c

10c

20c

50c

\$1

\$2

Now try rubbing coins in different colours:

--	--	--	--	--	--

Next, rub the coins in order from largest value to smallest value:

--	--	--	--	--	--

Finally, rub the back of the coins:

--	--	--	--	--	--

Coin Detective

Help the coin detective by colouring the coins below.



= yellow



= red



= blue




= green



= purple




= orange



Muscular fitness

Squat




Key components

1. Feet are shoulder width apart and facing forward
2. Back is kept straight and stable as you sit your bottom back and down
3. Knees point in the same direction as feet and heels remain on floor during movement
4. Thighs are parallel to the floor at the bottom
5. Push through your heels as you extend your knees and hips to stand up

Make it easier: Widen the gap between your feet.

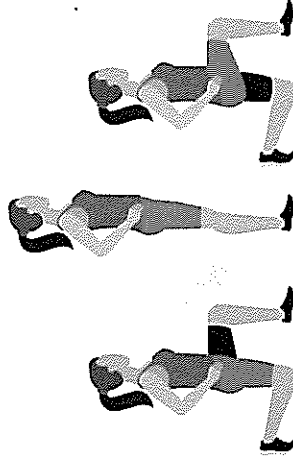
Make it harder: Lower into a squat, as you are standing up jump as high as you can. Land with soft knees and repeat.



TECHNIQUE CARD | SQUAT

Muscular fitness

Lunge



Key components

1. Take a big step forward.
2. Torso is kept upright and stable at all times (no twisting).
3. Knee of rear leg is almost touching the floor.
4. There is alignment between hip, knee and foot of each leg.
5. Return to starting position in one movement.

Make it easier: Take a shorter step or have your hand resting on a wall.


Make it harder: Push off the ground, switching the positions of your legs while airborne so you land and drop into another lunge.



TECHNIQUE CARD | LUNGE

Muscular fitness

Lateral Jump




Key components

1. Jump side to side with feet close together.
2. Aim for height and speed.
3. Spring off the toes and drive the arms up to get more height.
4. Keep back straight and head up.

Make it easier: Jump over a line to start


Make it harder: Jump up and over the cone, the more you clear the cone harder it is.



TECHNIQUE CARD | LATERAL JUMP

Muscular fitness

Push-up



Key components

1. Hands are shoulder width or slightly wider apart.
2. Head, back and hips are held in a straight line throughout the movement.
3. Body is lowered until elbows are at a 90 degree angle.
4. Shoulders are held down and away from ears (i.e., shoulders are not shrugged).

Make it easier: Push-ups on knees can be completed, i.e., feet and knees remain on the ground. Push-ups against a wall, i.e., take one step back from a wall and perform a vertical push-up.


Make it harder: Bring hands closer together or elevate your.



TECHNIQUE CARD | PUSH-UP

Muscular fitness

Squat



Key components

1. Feet are shoulder width apart and facing forward.
2. Back is kept straight and stable as you sit your bottom back and down.
3. Knees point in the same direction as feet and heels remain on floor during movement.
4. Thighs are parallel to the floor at the bottom.
5. Push through your heels as you extend your knees and hips to stand up.

Make it easier: Widen the gap between your feet.

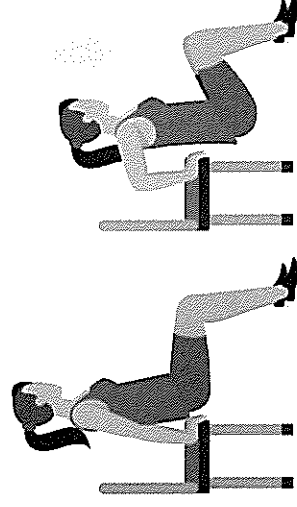
Make it harder: Lower into a squat, as you are standing up jump as high as you can. Land with soft knees and repeat.



TECHNIQUE CARD | SQUAT

Muscular fitness

Tricep dips



Key components

1. Sit on the edge of a bench, step or chair, with hands gripping the edge next to your body.
2. Begin with knees bent (easier) or straight (harder).
3. Keep hands on bench/step/chair and push away until arms on an angle. Lower body slowly by bending arms until slight stretch is felt in chest.
4. Raise body back to start position by straightening arms and repeat.

Make it easier: Bring your feet closer to the chair/bench i.e., so they are nearly under you.


Make it harder: Strengthen legs. Try raising one foot.



TECHNIQUE CARD | TRICEP DIPS



Friday Fun Day!



Boggle

Spelling Word Puzzle

C	K	I	S
A	H	N	R
T	I	G	M
B	L	L	E

Word Count

1 or 2 Letters: _____

3 Letters: _____

4 Letters: _____

5 Letters: _____

6 or More Letters: _____

Total Number of Words: _____

Bogle

Spelling Word Puzzle

H	T	M	P
A	O	U	I
B	J	G	N
K	C	A	T

Word Count

1 or 2 Letters: _____

3 Letters: _____

4 Letters: _____

5 Letters: _____

6 or More Letters: _____

Total Number of Words: _____

[illegible]This image shows a single sheet of white paper with horizontal ruling lines. The lines are evenly spaced and run across the width of the page. There are approximately 20 lines in total. The paper has a slightly textured appearance and is set against a dark background.


Parts of Speech

Colour picture using the key below...

Adjectives: red

Nouns: yellow

Verbs: green



Mystery at Dragonspire Castle

Maths Game


The children of St. Merlin's Academy are very excited because today is the day of their school trip. They are going to Dragonspire Castle and they cannot wait.

They have their rain coats, some money to spend in the gift shop and, most importantly, their lunchboxes! They travelled a long way on a coach, all singing at the top of their voices, and have had a wonderful time looking around the castle and going down into the dungeon.

But uh oh! Disaster has struck! Mrs Witchall, the potions teacher, dilly-dallied whilst she left the Ghost Tower, right at the top of the castle. Some naughty person has craftily slammed the door to the tower shut and now it won't open! Mrs Witchall is shouting through the door and is not at all pleased.

But who would do such a dreadful thing?

Your job is to use the descriptions of the suspects and solve the clues, to work out who the door-slamming culprit is! Good luck.





Descriptions of the suspects

Name	Male or Female	Year Group	Crisps in Lunchbox	Type of Juice	Colour of Gloves
Amena	f	3	yes	Juicy J	stripy
Brett	m	3	yes	Frootie Tootie	red
Cameron	m	3	no	Naturally Juicy	green
Dev	m	3	yes	Frootie Tootie	red
Eric	m	2	no	Naturally Juicy	blue
Finn	m	3	yes	Juicy J	stripy
Grace	f	3	yes	Naturally Juicy	blue
Himmat	f	2	yes	Fresh Juice	red
Izzy	f	3	no	Naturally Juicy	stripy
Jason	m	3	yes	Frootie Tootie	green
Krystian	m	3	yes	Fresh Juice	stripy
Lowri	f	2	no	Juicy J	stripy
Mia	f	2	yes	Fresh Juice	red
Noah	m	3	yes	Frootie Tootie	green
Olivia	f	2	no	Naturally Juicy	blue
Poppy	f	3	no	Fresh Juice	red
Qasim	m	3	yes	Juicy J	blue
Rachel	f	3	no	Fresh Juice	green
Simeon	m	3	yes	Frootie Tootie	stripy
Thomas	m	2	yes	Frootie Tootie	blue
Uma	f	3	no	Juicy J	stripy
Verity	f	2	yes	Naturally Juicy	green
Will	m	2	no	Fresh Juice	blue
Xing	m	3	yes	Naturally Juicy	red
Yara	f	2	no	Frootie Tootie	stripy

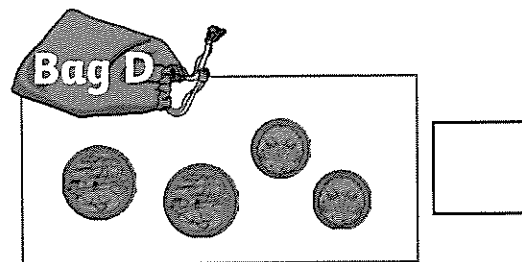
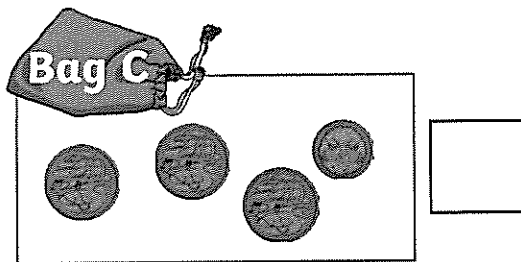
Clue 1: A Knight's Purse

Total the value of the coins. Tick the money bag which adds up to the correct total. Then, colour in the answer in the boxes on the next page. Order the words in coloured boxes to make a sentence to solve the first clue.

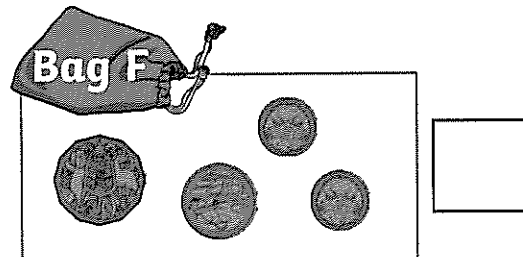

Which money bag holds 25c?





Which money bag holds 65c?





Which money bag holds 80c?



Which money bag holds \$1.20?



Which money bag holds \$1.45?



Bag A year 1	Bag E person	Bag I year 2
Bag F in	Bag H castle	Bag C is
Bag D crisps	Bag B culprit	Bag J year 3
	Bag G the	

Answer to clue 1:

Clue 2: Rescue the Princess!

The princess is trapped in the tower! Help Sir Twinklton to rescue her, by cracking the code to solve the second clue!

a	b	c	d	e	f	g	h	i	j	k	l	m
1	2	3	4	5	6	7	8	9	10	11	12	13

n	o	p	q	r	s	t	u	v	w	x	y	z
14	15	16	17	18	19	20	21	22	23	24	25	26

(10 + 10) (½ of 16) (15 - 10)

(9 - 6) (30 - 9) (double 6) (8 × 2) (9 × 2) (20 - 11) (double 10)

(5 + 4) (29 - 10)

(7 + 6) (100 - 99) (½ of 24) (½ of 10)

Clue 3: Gate Numbers

1	2	3	4	5	6	7		9	10
11	12			15		17	18	19	20
21	22		24		26	27	28		30
31		33	34	35	36	37	38	39	40
	42	43			46	47	48	49	50

A thief at the castle has stolen some of the numbers and now the gate won't open! Fill in all the missing numbers.

If you write more odd numbers than even ones, then the culprit who locked Mrs Witchall in the tower had a bag of crisps in their lunchbox.









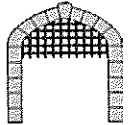



☐

There are more odd numbers missing so the culprit did have crisps.

☐

There are more even numbers missing so the culprit did not have crisps.

Clue 4: Show Me the Way

					 Frootie Tootie		
			 Juicy J				
							 Fresh Juice
							
							
		 Naturally Juicy					

A juice carton was dropped by the culprit outside the Ghost Tower door. Follow the instructions and use the map to find out what sort of juice the culprit liked.

1. Start at X.
2. Move forward 4 squares. Turn right.
3. Move forward 4 squares. Turn right.
4. Move forward 1 square. Turn left.
5. Move forward 1 square. Turn left.
6. Move forward 2 squares.



You have reached the type of juice carton dropped by the culprit!

Answer to clue 4: _____

Clue 5: Castle Count

Here are some objects you might see in a castle.

Count the castle objects and complete the bar graph.



Answer the questions below. Find the answers in the key, then rearrange the words to make a sentence which tells you the answer.

1. Which item is most popular? How many are there?
2. Which item is least popular? How many are there?
3. How many more arrows than suits of armour are there?
4. How many flags and shields are there altogether?
5. What is the difference between the number of flags and the number of swords?
6. How many objects are there altogether?

5 a	10 floor	1 culprit	6 green
4 lost	7 the	8 sword	2 dropped
15 stripy	0 red	3 glove	13 blue

Answer to clue 5:

Have you solved the mystery of who locked Mrs Witchall in the Ghost Tower?

It is _____.

Emoji 2× Table Mosaic

Solve the calculations to reveal the hidden picture. Each answer has a special colour.

Yellow: 0, 2, 4, 6, 8, 18, 22, 24	Black: 14, 16	Red: 10, 12, 20
--------------------------------------	------------------	--------------------

		1×2	2×0	2×2	3×2	4×2		
	2×9	2×12	2×2	3×2	2×3	2×1	2×2	
3×2				11×2				2×9
2×2		7×2		4×2		2×8		2×3
12×2				2×2				11×2
2×6	5×2	3×2	2×2	1×2	2×3	2×2	2×6	6×2
5×2	10×2	2×2	2×4	0×2	9×2	3×2	5×2	2×10
2×1	2×12	3×2	8×2	2×8	2×7	2×2	2×12	3×2
	2×2	2×3	2×11	2×2	3×2	2×3	2×2	
		3×2	9×2	4×2	2×3	2×12		

Challenge: What do you notice about all the answers in the 2× table?

Emoji 5× Table Mosaic

Solve the calculations to reveal the hidden picture. Each answer has a special colour.

Yellow: 5, 15, 25, 35, 45, 55	Black: 0, 10, 20, 30, 40, 50, 60
----------------------------------	-------------------------------------

		1×5	5×7	3×5	7×5	5×5		
	11×5	5×5	7×5	1×5	9×5	3×5	5×5	
10×5	5×12	5×2	5×0	10×5	4×5	5×10	8×5	4×5
9×5	6×5	8×5	5×8	7×5	6×5	2×5	5×4	3×5
11×5	5×3	10×5	2×5	9×5	12×5	5×6	1×5	9×5
5×7	5×9	11×5	5×1	3×5	5×9	1×5	11×5	5×7
3×5	12×5	1×5	7×5	11×5	5×9	5×11	0×5	11×5
5×7	5×5	6×5	5×11	5×5	5×1	5×6	5×5	5×9
	1×5	9×5	10×5	5×4	4×5	7×5	5×3	
		5×3	5×5	7×5	1×5	9×5		

Challenge: What do you notice about all the answers in the 5× table?

Household Items Treasure Hunt

Look around your house to find items that solve the clues. Draw the items in the boxes. Will everyone in your house find the same things? Can you find something different? Can you find and draw...?



something yellow

something square

something that shows
the number 5

something that is a sphere

something that is blue

something that is empty

something that is
taller than you

something that is a cube

something that shows
the number 10

two things that
are cylinders


three things that
are the same

four things that are smaller
than your hand

Plants and Growth

Mindfulness Multiplication Colour by Numbers

Solve the multiplication calculations on the picture below to work out what colours they should be.



0-20 = pink
21-39 = orange
40-59 = green
60-80 = yellow
81-120 = blue

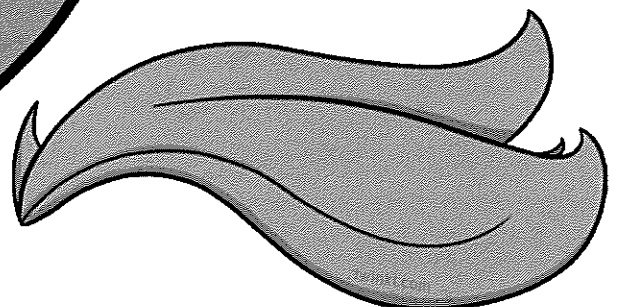
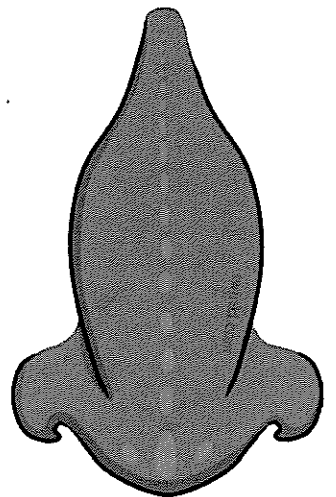
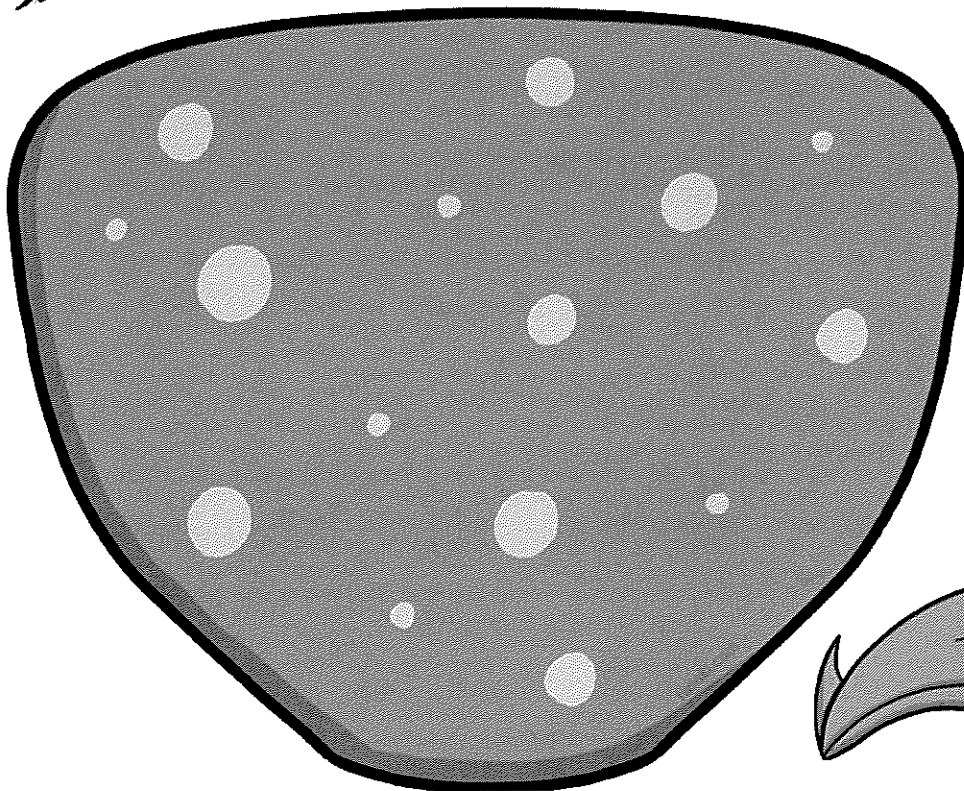
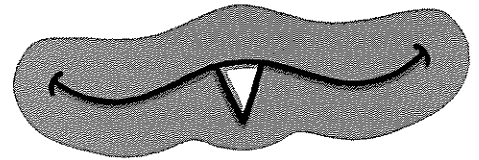
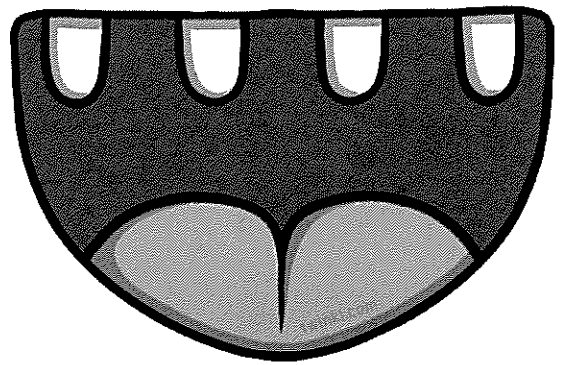
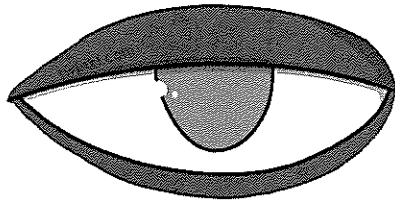
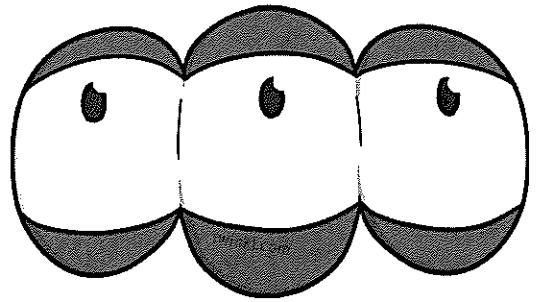


Plants and Growth




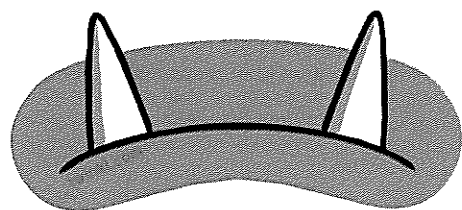
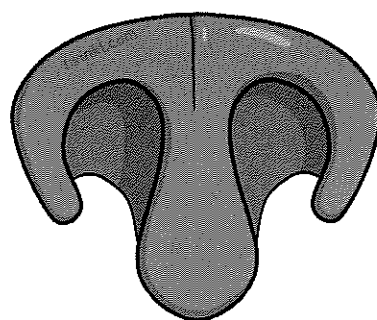
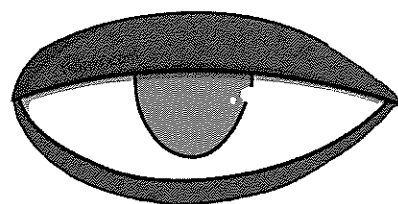
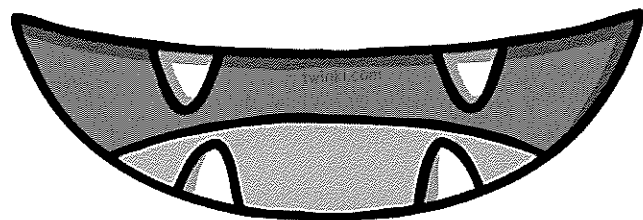
Mindfulness Multiplication Colour by Numbers

Solve the multiplication calculations on the picture below to work out what colours they should be.

0-20 = pink
21-39 = purple
40-59 = green
60-80 = yellow
81-120 = blue

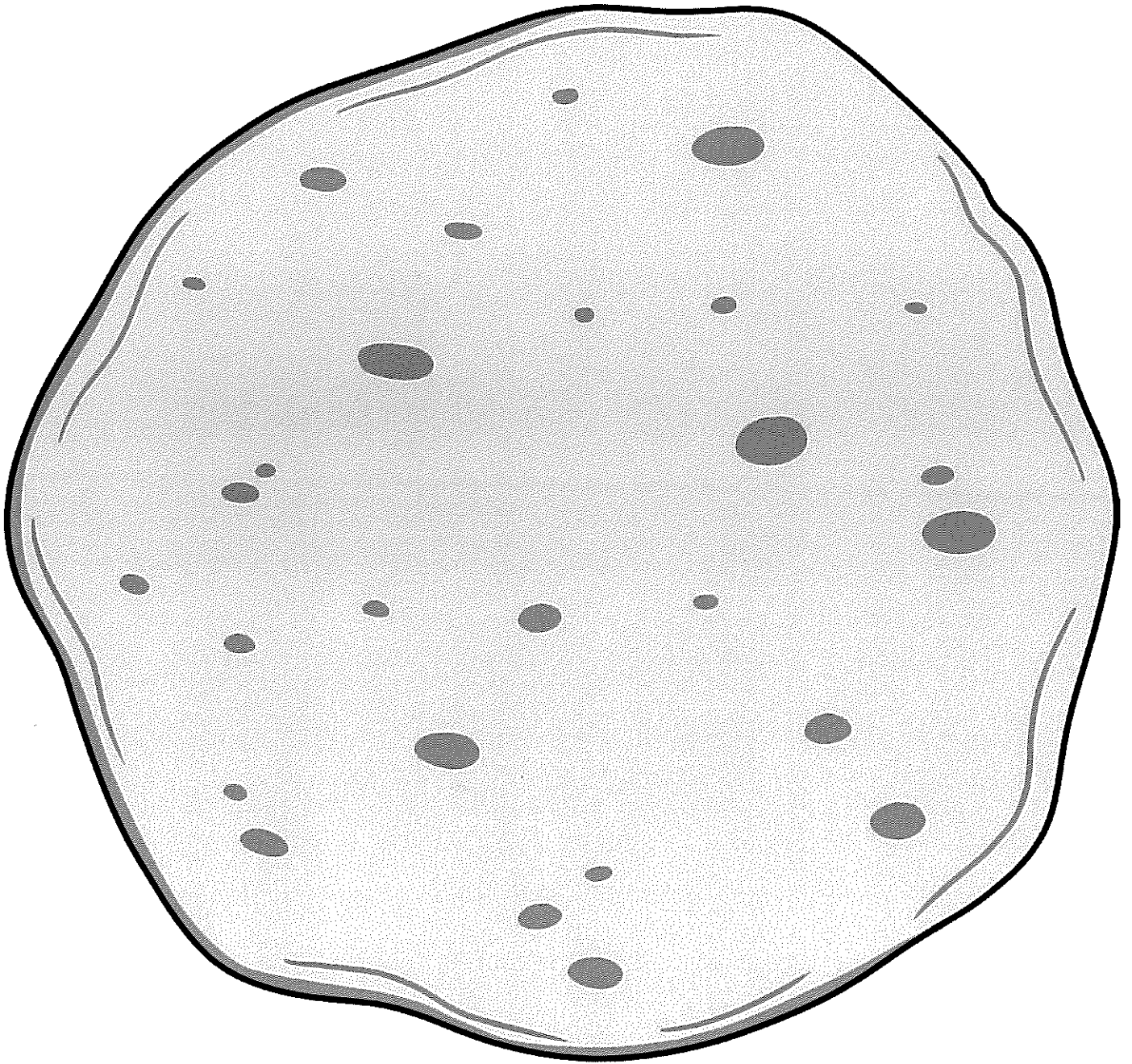


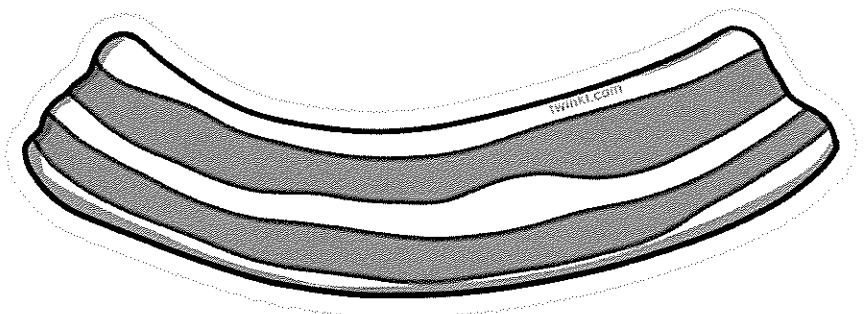
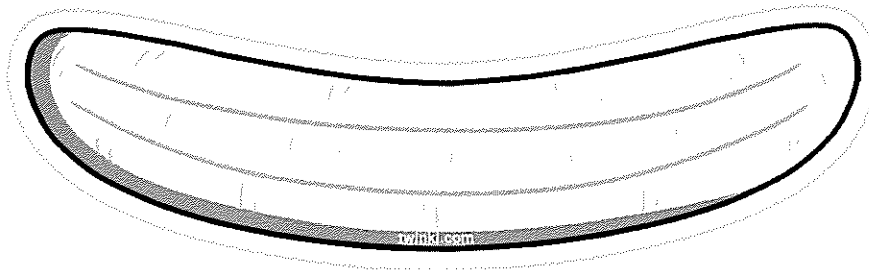
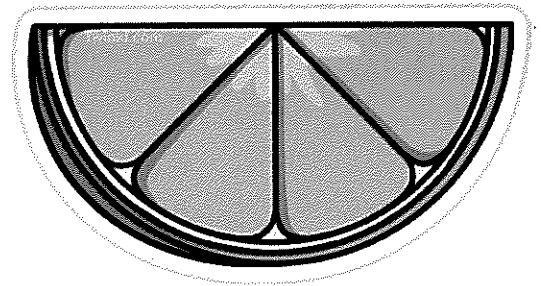
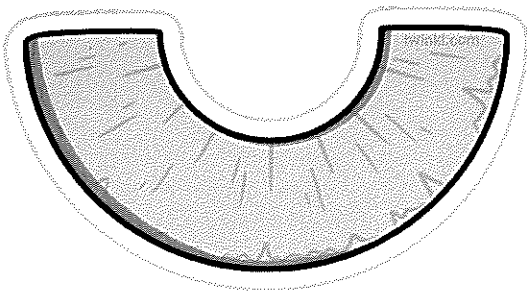
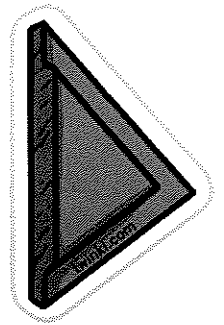

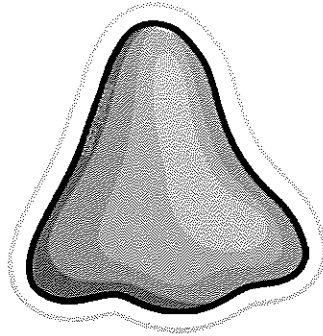
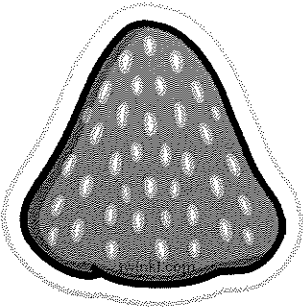
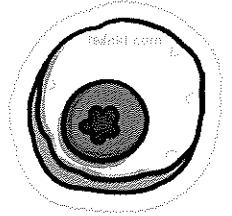
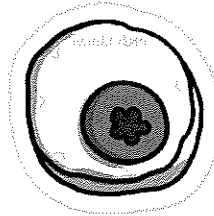
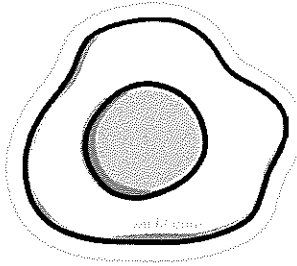
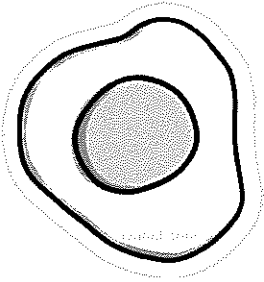








Can You Make a Face on the Pancake?

Cut and stick some eyes, a nose and a mouth to make a face on the pancake.






Dad Times

Special Edition

Dad Checklist

- funny ☐
- caring ☐
- brave ☐
- cool ☐
- crafty ☐
- happy ☐
- smiley ☐
- brilliant ☐
- wise ☐
- trustworthy ☐
- considerate ☐
- loving ☐
- cuddly ☐
- kind ☐
- silly ☐
- thoughtful ☐
- smart ☐
- awesome ☐

World's Best Dad



The winning dad and his family (Draw a picture of you and your dad)

When asked about this prize, his child said:

"My dad is amazing! He is

When he, it makes me so happy.

I love spending time with him, especially

doing

He is brilliant at

He really is the best dad ever!



www.twinkl.co.uk




Craft Instructions


'I Love You to the Moon' Father's Day Card

Supplies


- Blue or black card
- Coloured paper
- Star stickers
- Felt pens
- Scissors
- Stiff card
- Pencil



- Ruler
- Glue stick
- Small photograph
- Speech bubble cut out




- 1 Fold the blue or black card in half to form a card template.




- 5 Cut the photograph into a circle shape, then glue in to place.



- 2 Now make a slit in the card for the rocket to slide through. To do this, use a pencil and ruler to draw a faint line going from the top to the bottom of the card, about 2cm in from the fold. Then cut along this line, leaving around 2cm at the top and the bottom.



- 6 Cut out the phrase 'I love you to the moon and back' and stick it onto the card. Remember to leave space for the rocket.



- 3 Now make a rocket using the different coloured paper. To do this, we drew around a rectangle for the main rocket, a triangle for the top, some circles for the window and then cut them out.




- 7 Now decorate the main part of the card to create a background for the rocket. We have used a crescent shaped moon and some stars.

- 4 Position the different shapes to make the rocket, then stick them down using glue.




- 8 Finally cut a strip of stiff card and glue on to the back of the rocket. Then thread the strip through the slit in the card. You now have a moving rocket on the card!


'I Love You to the Moon' Father's Day Card




Supplies

- Blue or black card
- Coloured paper
- Star stickers
- Felt pens
- Scissors
- Stiff card
- Pencil
- Ruler
- Glue stick
- Small photograph
- Speech bubble cut out







Step 1. Fold the blue or black card in half to form a card template.




Step 2. Now make a slit in the card for the rocket to slide through. To do this, use a pencil and ruler to draw a faint line going from the top to the bottom of the card, about 2cm in from the fold. Then cut along this line, leaving around 2cm at the top and the bottom.



Step 3. Now make a rocket using the different coloured paper. To do this, we drew around a rectangle for the main rocket, a triangle for the top, some circles for the windows and then cut them out.



Step 4. Position the different shapes to make the rocket, then stick them down using glue.



Step 5. Cut the photograph into a circle shape, then glue in to place.

