

# Learning From Home 2021 Term 3 Week 9

Stage 1  
Mon-Tues


## S1 Week 5 Suggested Weekly Timetable.

**\*\*Please note the new class zoom sessions - See your Class Dojo for links\*\***

MONDAY	TUESDAY	WEDNESDAY	THURSDAY	FRIDAY
<p><u>Morning Session</u></p> <ul style="list-style-type: none"> <li>- S1 Zoom Meeting @ 9:15 am</li> <li>- K-2 Library Zoom @ 10:30 am with Mrs. McCarthy.</li> </ul> <p><b>Literacy</b></p> <ul style="list-style-type: none"> <li>- Reading task - vocabulary - awesome adjectives..</li> <li>- Spelling revision of wk 8.</li> </ul> <p><b>Writing Task</b></p> <ul style="list-style-type: none"> <li>- A letter to Duncan.</li> </ul>	<p><u>Morning Session</u></p> <ul style="list-style-type: none"> <li>- S1 Zoom Meeting @ 9:15 am</li> </ul> <p><b>Literacy</b></p> <ul style="list-style-type: none"> <li>- Reading task - Choosing the best summary.</li> <li>- Spelling 'ch' and 'tch'.</li> </ul> <p><b>Writing Task</b></p> <ul style="list-style-type: none"> <li>- Designing a monster.</li> </ul>	<p><u>Morning Session</u></p> <ul style="list-style-type: none"> <li>- 1B only - Zoom with Mrs. Bulloch @ 8:30 am</li> <li>- S1 Zoom Meeting @ 9:15 am</li> <li>- K/1B only - Zoom with Mr. Boreland @ 10:00 am</li> <li>- 2HM only - zoom with Mrs. McCabe and Mrs. Horncastle @ 10:30 am.</li> <li>- 1R only - Zoom with Miss Rodwell @ 11:30 am.</li> </ul> <p><b>Literacy</b></p> <ul style="list-style-type: none"> <li>- Reading task - Summarising practise.</li> <li>- Spelling 'ch' or 'sh'.</li> </ul> <p><b>Writing Task</b></p> <ul style="list-style-type: none"> <li>- How to look after my monster.</li> </ul>	<p><u>Morning Session</u></p> <ul style="list-style-type: none"> <li>- S1 Zoom Meeting @ 9:15 am</li> </ul> <p><b>Literacy</b></p> <ul style="list-style-type: none"> <li>- Reading task - How Kangaroos got their tails.</li> <li>- Spelling 'long o'.</li> </ul> <p><b>Writing Task</b></p> <ul style="list-style-type: none"> <li>- Adopt a monster!</li> </ul>	<p>2B only - Zoom with Miss Betteridge @ 10:30 am</p> <h1>Friday Fun Day!</h1>
<p><u>Middle Session</u></p> <p>Times Tables Practise</p> <p>Maths - Addition and subtraction</p>	<p><u>Middle Session</u></p> <p>Times Tables Practise</p> <p>Maths - Addition and subtraction</p>	<p><u>Middle Session</u></p> <p>Times Tables Practise</p> <p>Maths - Addition and Subtraction</p>	<p><u>Middle Session</u></p> <p>Times Tables Practise</p> <p>Maths - Addition and subtraction</p>	
<p><u>Afternoon Session</u></p> <p>PBL</p> <ul style="list-style-type: none"> <li>- PSA Recognition Activity</li> </ul>	<p><u>Afternoon Session</u></p> <p>STEM Investigation</p> <ul style="list-style-type: none"> <li>- Be seen, be safe.</li> </ul>	<p><u>Afternoon Session</u></p> <p>PDHPE</p> <ul style="list-style-type: none"> <li>- Hygiene and Covid Safety.</li> </ul>	<p><u>Afternoon Session</u></p> <p>Sport</p> <ul style="list-style-type: none"> <li>- Core Stability.</li> </ul>	

# SEPTEMBER 2021


SUNDAY



## Find it on Epic.

Get the books, videos and quizzes you need to complete each fun activity. [getepic.com](http://getepic.com)

MONDAY



## BACK TO COOL

Read a book about going back to school



## LABOR DAY

Explore a cool career

TUESDAY

A B C D E F G H I  
J K L M N O P Q R  
S T U V W X Y Z

## WHAT'S YOUR INITIAL?

Read a book that starts with the first letter of your name



## HAPPY FEET

Put on your dancing shoes and learn some new moves




Make someone's day with a kind gesture

WEDNESDAY



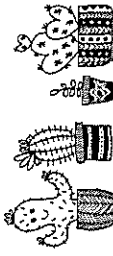
## ANIMAL APPRECIATION

Read a book about your favorite animal



Celebrate Literacy Day with a new chapter book

THURSDAY



## GROW YOUR VOCAB

Learn a new word and use it in a sentence



## TEDDY BEAR DAY

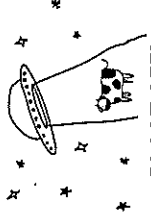
Read a book about your favorite bear

FRIDAY



## BELIEVE IT OR NOT

Read a Greek Myth and decide if it's true



## BLAST OFF!

Explore a new world with a science fiction book

SATURDAY

# BUILD

Learn how to build something today



## REMEMBER 9/11

Read a book about the U.S.A.



## HAPPY FEET

Put on your dancing shoes and learn some new moves



Make someone's day with a kind gesture

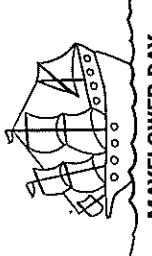


## ALL EARS

Listen to an audio or Read-To-Me book

# POP QUIZ

Take a fun quiz on a subject you're learning in school



## MAYFLOWER DAY

Learn about the journey of the Mayflower!



## CONSTITUTION DAY

Learn a new fact about the United States

# DIY

Get your creative juices flowing with a DIY video



## HAPPY FEET

Put on your dancing shoes and learn some new moves



Make someone's day with a kind gesture

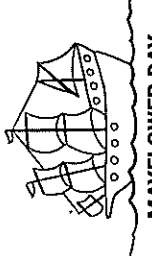


## ALL EARS

Listen to an audio or Read-To-Me book

# POP QUIZ

Take a fun quiz on a subject you're learning in school



## MAYFLOWER DAY

Learn about the journey of the Mayflower!



## CONSTITUTION DAY

Learn a new fact about the United States

# DIY

Get your creative juices flowing with a DIY video



## TALK LIKE A PIRATE

Arr Matey, read a book in your best pirate voice



## PEPPERONI PIZZA DAY

Learn how to make your favorite pizza

# GRATITUDE DAY

What are you grateful for?



## FIRST DAY OF FALL

Celebrate with a book about the season



## WHERE TO?

Read a book about a place you'd like to travel



## IN THE KITCHEN

Look up a recipe you'd like to cook tonight

# BOOM!

## COMIC BOOK DAY

Celebrate with reading a new comic book series

# Just the FACTS, please.

Read a true story book today




## PERFECT PITCH

Practice your karaoke skills with a sing-along video



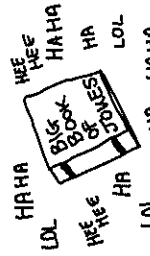
## TIME TRAVEL

Go back in time and look up an important event in history



## READ TOGETHER

Take turns reading a book aloud with a friend



## HA HA HA

Get the giggles by reading a funny book

# epic!

Monday

# Awesome Adjectives

## Part A

Match the adjective that describes each crayon's feelings to the correct colour crayon.

overworked	grey
neat	white
empty	red
tired	purple

Write some simple sentences. Can you improve your sentences using adjectives? Underline the adjectives in your sentences.

---

---

---

---

# Awesome Adjectives

## Part B

Find another word that means the same thing as each of these adjectives.

overworked \_\_\_\_\_

beige \_\_\_\_\_

neat \_\_\_\_\_

tired \_\_\_\_\_

untidy

tidy

overloaded

lazy

exhausted

energetic

light brown

### Challenge Task

Can you write a sentence to describe one of the crayons, using three adjectives? Think about the punctuation mark you must put between each adjective in the list.

---

---

---

---

# WAGOLL – What A Good One Looks Like

## Formal Letter

Wheeler's Deals  
12 Main Street  
Cronulla  
NSW 2230

7 Jasmine Road  
Sydney  
NSW 2000

24th July 2016

Dear Mr Wheeler,

I bought a red, 2005, Buzuki Whiz from your dealership on 16th July 2015 and to say I am unhappy with the purchase is an understatement. I've tried calling your garage a number of times but as soon as I give my name, the line goes dead. I'm writing this formal letter of complaint to inform you of the serious issues I have had with the vehicle and what I expect from you as a result.

Days after buying the car, I experienced the following problems: thick smoke coming from the exhaust, a loud rattling noise under the car bonnet, faulty windscreen wipers, a heater which only blows cold air, a broken horn, a sun roof which refuses to open and just yesterday one of the wing mirrors fell off. Mr Wheeler, you assured me that this car was in excellent condition and I trusted you. This car is unfit to drive and could have caused me to be involved in a road traffic accident.

Firstly, I demand a full refund by the end of the month. Furthermore, the car is sitting in our driveway and I expect that someone will come to collect it by the end of the week. Please be assured that if my expectations aren't met, I will be taking the matter further.

Yours sincerely,

*Mr. S. Holmes*

Mr S.Holmes

# WAGOLL – What A Good One Looks Like

## Formal Letter

7 Jasmine Road  
Sydney  
NSW 2000

Your own address goes in the top right hand corner of the letter.

Wheeler's Deals  
12 Main Street  
Cronulla  
NSW 2230

The address of the recipient goes on the left, below your own address.

24th July 2016

The date is written on the right hand side, starting below the address you are writing to.

Dear Mr Wheeler,

Dear Sir/Madam if you don't know the recipient or Mr/Mrs/Miss/Ms (surname) if you do.

I bought a red, 2005, Buzuki Whiz from your dealership on 16th July 2015 and to say I am unhappy with the purchase is an understatement. I've tried calling your garage a number of times but as soon as I give my name, the line goes dead. I'm writing this formal letter of complaint to inform you of the serious issues I have had with the vehicle and what I expect from you as a result.

An introduction stating who you are and why you are writing.

Days after buying the car, I experienced the following problems: thick smoke coming from the exhaust, a loud rattling noise under the car bonnet, faulty windscreen wipers, a heater which only blows cold air, a broken horn, a sun roof which refuses to open and just yesterday one of the wing mirrors fell off. Mr Wheeler, you assured me that this car was in excellent condition and I trusted you. This car is unfit to drive and could have caused me to be involved in a road traffic accident.

Firstly, I demand a full refund by the end of the month. Furthermore, the car is sitting in our driveway and I expect that someone will come to collect it by the end of the week. Please be assured that if my expectations aren't met, I will be taking the matter further.

A final paragraph including any expectations or closing remarks.

End your letter using 'Yours sincerely' if you know the recipient or 'Yours faithfully' if you don't.

Yours sincerely,

*Mr. S. Holmes*

Mr S.Holmes

Finish with your name or signature.



## Monday Writing Task - A letter to Duncan

In today's writing task, you are going to write a letter to one of the crayons from Duncan. Think about the types of letters we looked at earlier in the week, formal and informal. This letter is responding to a complaint so it will need to be written as a formal letter. In your Google Classroom assignment there are some tools to help you write your letter. Remember to address the key points that were in your crayon's letter. You may like to summarise the letter first to help you using the 'Sum It Up' sheet.

Write your letter here:

Use this table to practise your personal sight words list.

Type/Write your word	Practise 1	Practise 2	Practise 3

# ide Word Search



s	l	i	d	e	a	t	i	d	e
i	f	m	z	y	c	o	n	k	j
d	a	j	k	w	h	i	d	e	f
e	n	o	p	f	i	z	m	a	g
k	m	y	r	v	d	j	b	n	l
f	z	w	i	d	e	k	e	o	i
a	j	n	d	m	f	y	s	k	d
r	i	d	e	a	g	u	i	d	e
k	y	f	j	w	z	n	d	m	a
a	o	u	t	s	i	d	e	j	f

side  
wide  
outside

hide  
guide  
slide

glide  
ride

pride  
tide

chide  
beside

ride  
beside

# Handwriting Worksheet

Curly letters

These letters have corners and points. Practice writing a line of each.


n \_\_\_\_\_

o \_\_\_\_\_

s \_\_\_\_\_


u \_\_\_\_\_

Trace over the word then write the word on the lines below.



round

round




sun

sun



noisy


noisy



nose


nose

# How Much Money Is in My Jar?




## How Much Money Is in My Jar?

Make the following totals in the money jars by cutting out the coins on the next page.



**35c**




**90c**



**60c**



**45c**



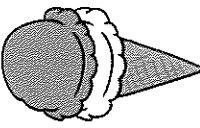

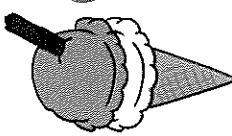

**60c**



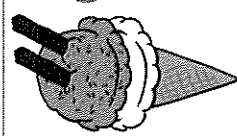



**85c**

## How Much Do the Ice Creams Cost?

How much does each ice cream cost? Look at the coins and write the total amount in the box.

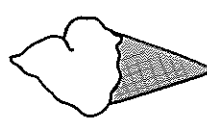

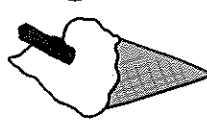

		<input type="text"/>
		<input type="text"/>

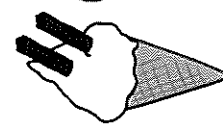



		<input type="text"/>
		<input type="text"/>



## How Much Do the Ice Creams Cost?

How much does each ice cream cost? Look at the coins and write the total amount in the box.





		<input type="text"/>
		<input type="text"/>





		<input type="text"/>
		<input type="text"/>



## How Much Do the Ice Creams Cost?

How much does each ice cream cost? Look at the coins and write the total amount in the box.





		<input type="text"/>
		<input type="text"/>





		<input type="text"/>
		<input type="text"/>



## How Much Do the Ice Creams Cost?

How much does each ice cream cost? Look at the coins and write the total amount in the box.

		<input type="text"/>
		<input type="text"/>

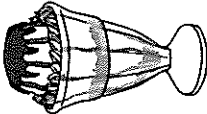


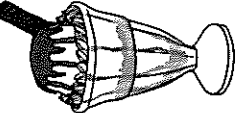


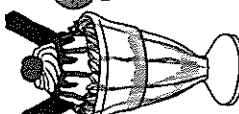


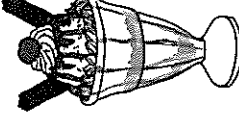


		<input type="text"/>
		<input type="text"/>

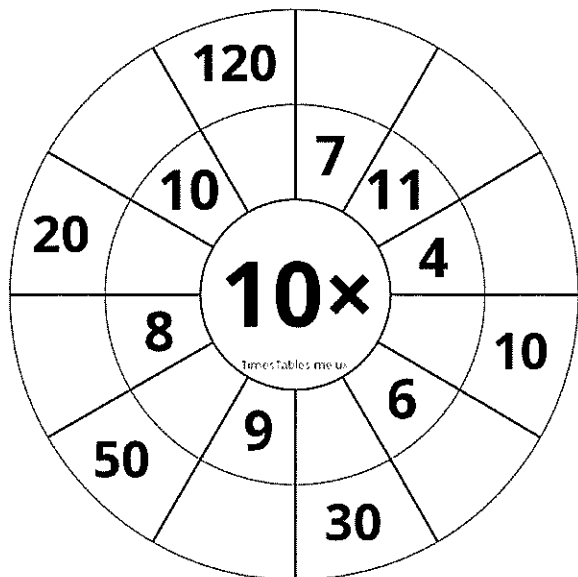
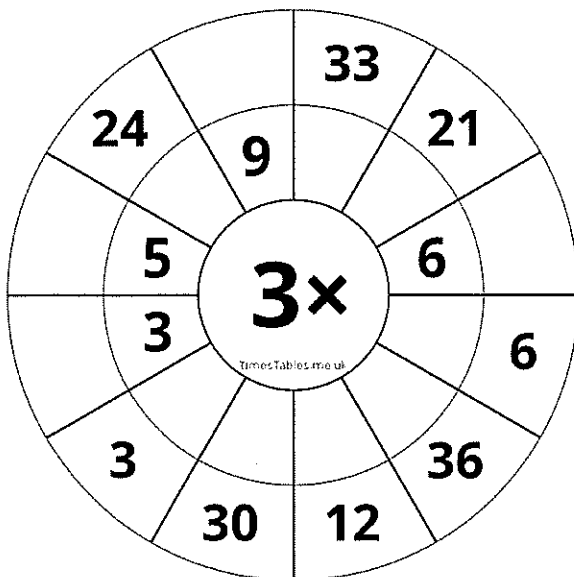
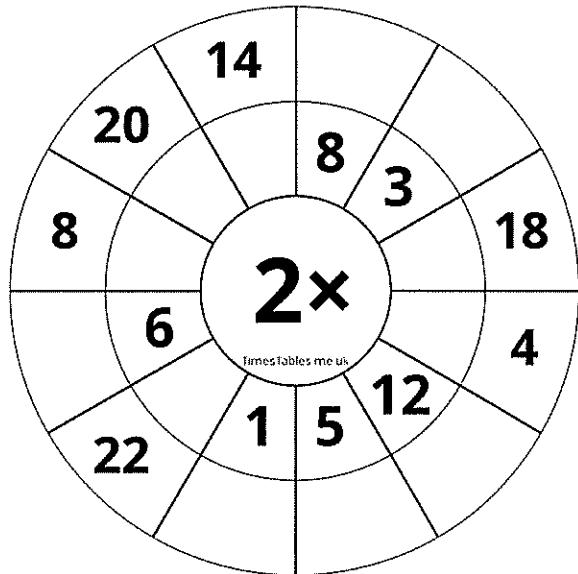
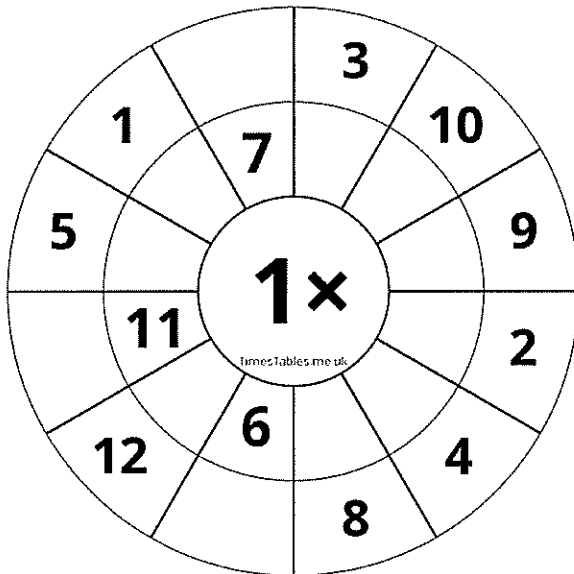
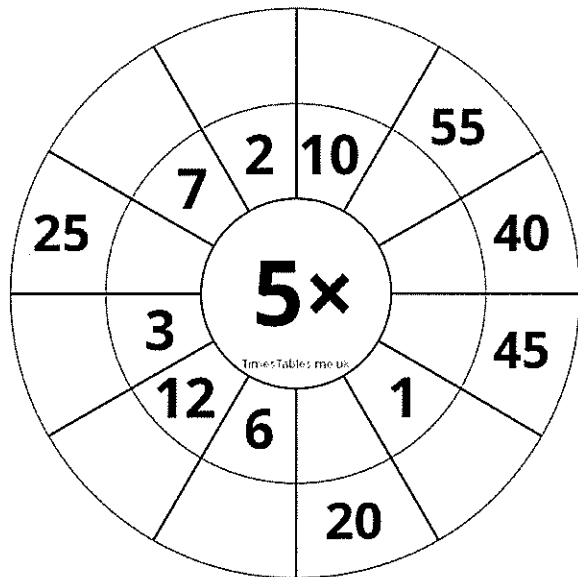
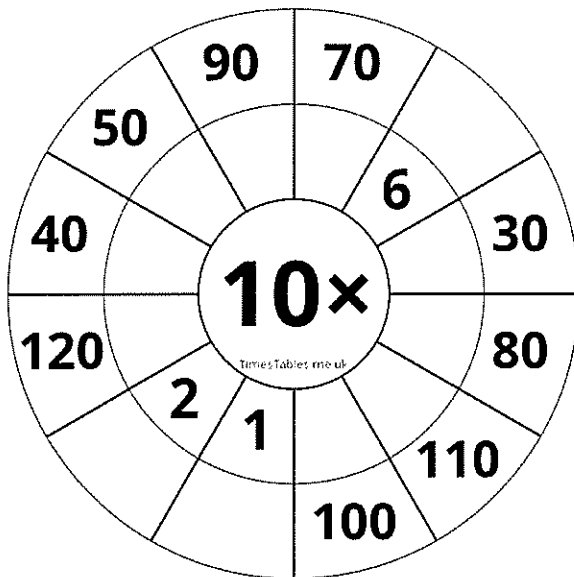





# How Much Do the Ice Creams Cost?

How much does each ice cream cost? Look at the coins and write the total amount in the box.


   <input type="text"/>	   <input type="text"/>
   <input type="text"/>	   <input type="text"/>





## PSA Recognition Week:


### Celebrating the work of our School Administration and Learning Support Officers



SAS Staff Recognition Week: 6th-10th September is to celebrate the work of our School Administration Staff, our School Learning and Support Officers and our GA who work tirelessly to support the education of our students.

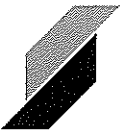
2021 has already been a huge year that has shown the absolute best of what school support staff do in difficult times. Through the global pandemic of Coronavirus, they have kept schools running continuing to support students, teaching staff and the school community.

PSA SAS Staff Recognition Week is more relevant than ever. Valley View Public School want to recognise and celebrate the work they do and say thank you.



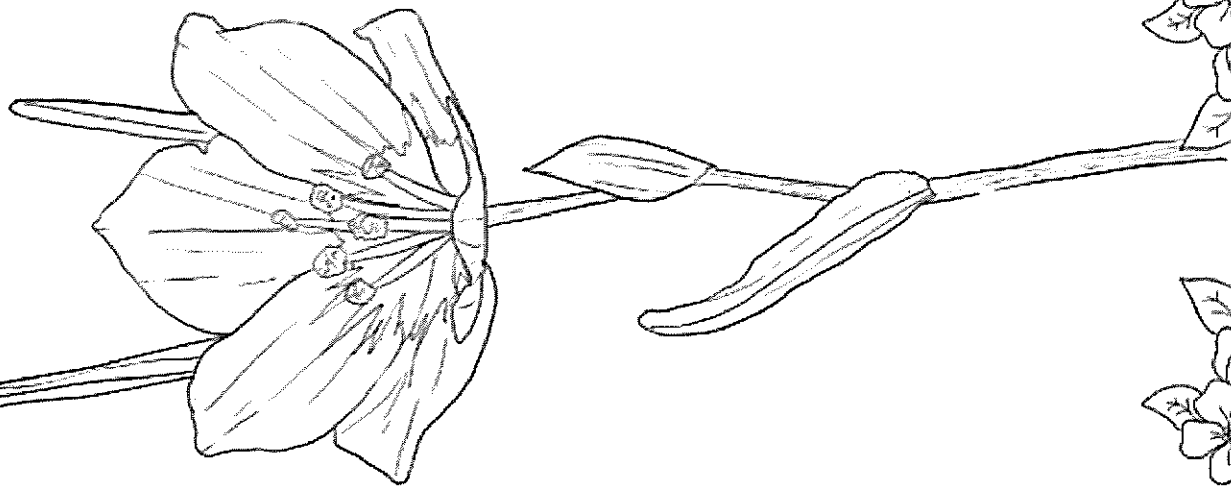


## Our SAS Staff

<u>School Administration</u>	<u>School Learning Support Officers</u>	<u>GA</u>	<u>Canteen Manager</u>
Mrs Dorratt	Tash	Michael	Bec
Mrs Murch	Merinda		
Mrs Wootton	Shannon		
	Lily		
	Mak		
	Kenzie		
	Georgia		
	Vera		



## Task

You are to make a thank you card for the SAS staff at our school. You can hand it in when you pick up your booklets for the following week. The staff will then pass them on.



Dear

Thank you for

You make our time at school

From

Tuesday

# Choosing the Best Summary

A summary is a short version of a text that only includes the most important points and information. You can use SUM to help you remember what makes a good summary.

**S** – Shorter than the original

**U** – Using your own words

**M** – Main points only

Read each text carefully. Identify the main idea and colour the box. Read through each summary before choosing the best summary, then colour in the box.

## Text 1

The dog ran away and didn't look back. I could see my brown paper bag hanging out of the side of her mouth as she went. I can't believe she took it. My lunch was in there, I have nothing to eat now. Worst of all, my bus ticket was in that bag too! How am I going to get home?

What is this text about?

Someone had their lunch bag and bus ticket stolen by a cheeky, hungry dog.

A friendly dog playing games in the park.


Which of these is the best summary?

Someone had their lunch bag and bus ticket stolen by a cheeky, hungry dog.

A friendly dog playing games in the park.

A naughty dog that steals things from strangers.

Someone lost their lunch and bus ticket.





## Text 2

On Saturday afternoon I went to the beach with my family. We played beach cricket and swam in the ocean. My brother built a sandcastle and I collected some shells to decorate it. Mum bought us all an ice cream from the ice cream truck and then we went back home. It was a great day!

What is this text about?

a family day at the beach

things you must do at the beach

Which of these is the best summary?

An ice cream truck came to the beach to sell ice creams to everyone.

A family played cricket, swam, built sandcastles, collected shells and ate ice cream.

A family spent a fun Saturday afternoon at the beach playing together and enjoying ice cream.

A family played cricket and built sandcastles at the beach.



## Text 3

The echidna is a native Australian animal. They have hair all over their body and sharp spines or spikes covering their back. Echidnas have big, strong claws that they use for digging and a long pointy nose which they use to help get into ant and termite nests. Echidnas almost only eat ants and termites, but also sometimes eat tiny beetles or even worms.

What is this text about?

Australian animals

echidnas

Which of these is the best summary?

Echidnas eat ants, termites, tiny beetles and worms.

Echidnas are native Australian animals covered in hair and sharp spikes. They mostly eat ants and termites.

Echidnas have strong claws for digging, sharp spikes on their body and a long nose.

Echidnas have Sharp spines or spikes all over their back.



## Text 4

Cats are one of the most popular pets in the world. They usually have soft fur, a short snout and a long tail. Cats love to take naps during the day and will often stay awake to play during the night. Cats are meat eaters, they like to eat fish, chicken and any other kind of meat too.

What is this text about?

cats

pets


Which of these is the best summary?

Cats are the best pets and they are easy to look after.

Cats are a popular family pet. They are often covered with soft fur and have a long tail. Cats like to nap during the day and they eat meat.

Cats eat fish and they like to sleep all day.

Cats sleep all day and play all night. They are always covered in lots of fur and they will only eat chicken and fish but nothing else.



## Text 5

Christmas is celebrated on the 25<sup>th</sup> of December each year. It is a time to spend with family and friends. Many countries all over the world will celebrate Christmas in different ways. Some with lights and decorations, some with presents and parties.

What is this text about?

holidays

Christmas

Which of these is the best summary?

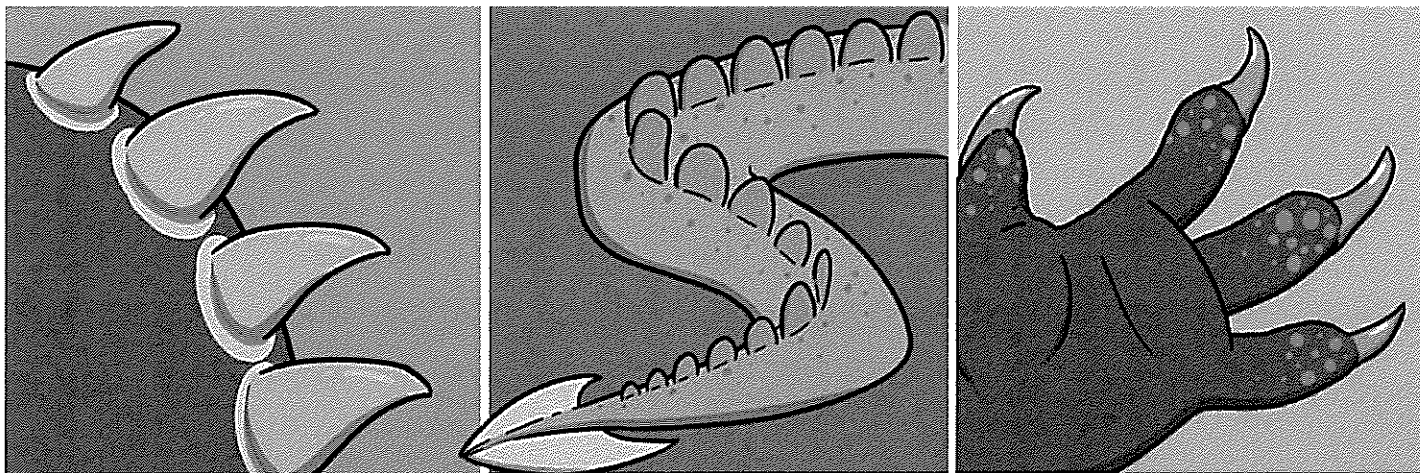
Christmas is all about the presents and pretty decorations.

Christmas is celebrated during winter for everyone around the world.

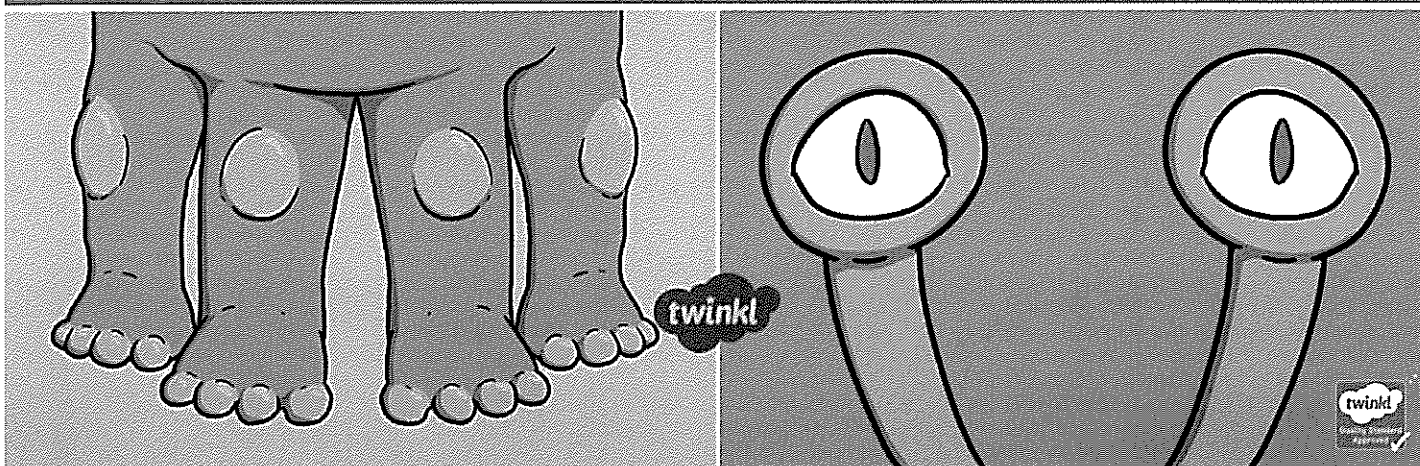
Christmas is the best holiday of the year and it should be spent with family and friends.

Christmas is celebrated on the 25<sup>th</sup> of December in many different ways by people all around the world.





## Draw and Describe a Monster



### Made-Up Monsters



Monsters are imaginary creatures.

This means that we can create our own monsters!

We can use our own ideas to make up the monsters.

We can choose what our monsters look like and add any features we want.





# What Is a Feature?

This monster has two eyes.

What other features can you see on this monster?

Talk to your partner.



two eyes

wide mouth

white tusks

floppy ears

black nose

orange fur

yellow tummy

big paws

tiny feet






spotty tail

twinkl.com

# Creating a Monster

Let's make a monster together.

First, we need to choose a shape for our monster's body.



twinkl.com

# Creating a Monster

Let's add a head and a face.

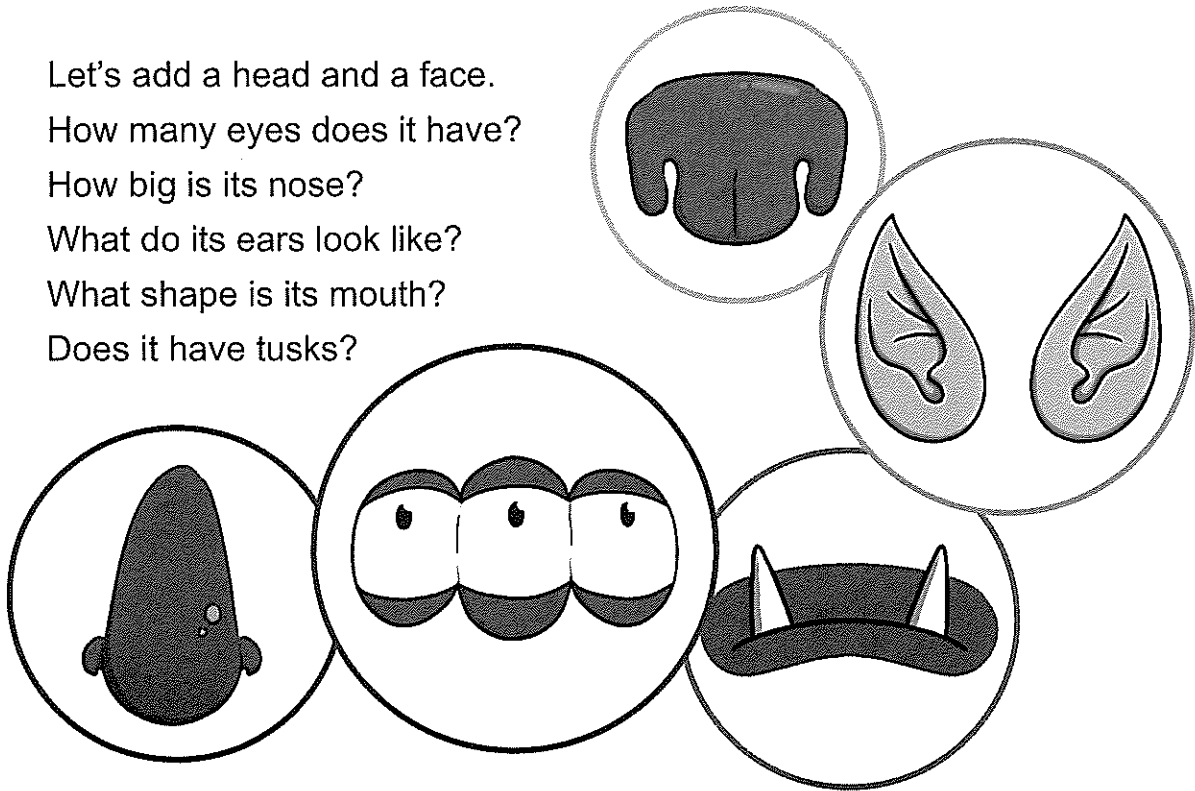
How many eyes does it have?

How big is its nose?

What do its ears look like?

What shape is its mouth?

Does it have tusks?



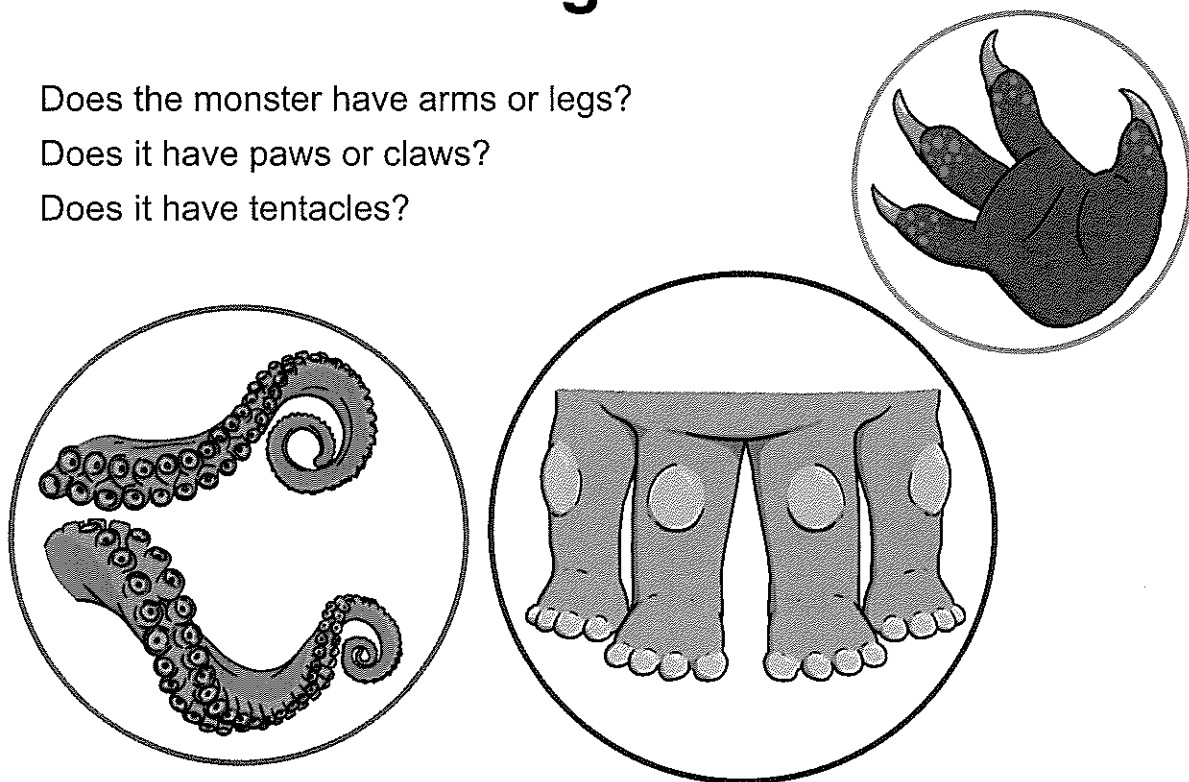
twinkl.com

# Creating a Monster

Does the monster have arms or legs?

Does it have paws or claws?

Does it have tentacles?



twinkl.com

# Creating a Monster

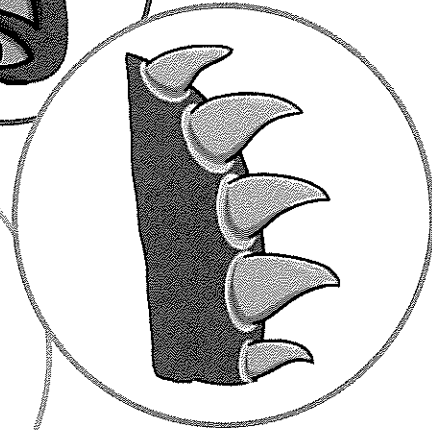

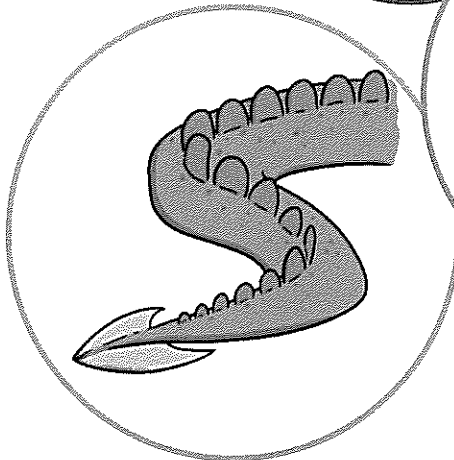
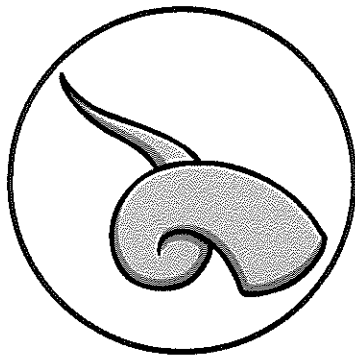
Let's think about the other features a monster might have.

Shall we add wings?

Does it have horns?

Has it got a tail?

What about spikes?



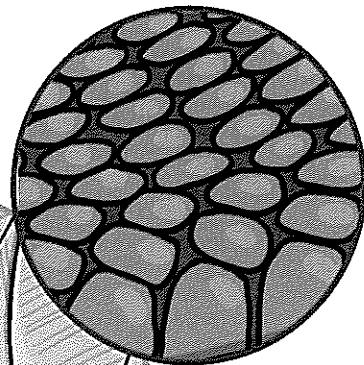


# Creating a Monster

What is covering the monster's body?

Does it have fur?

Has it got scaly skin?

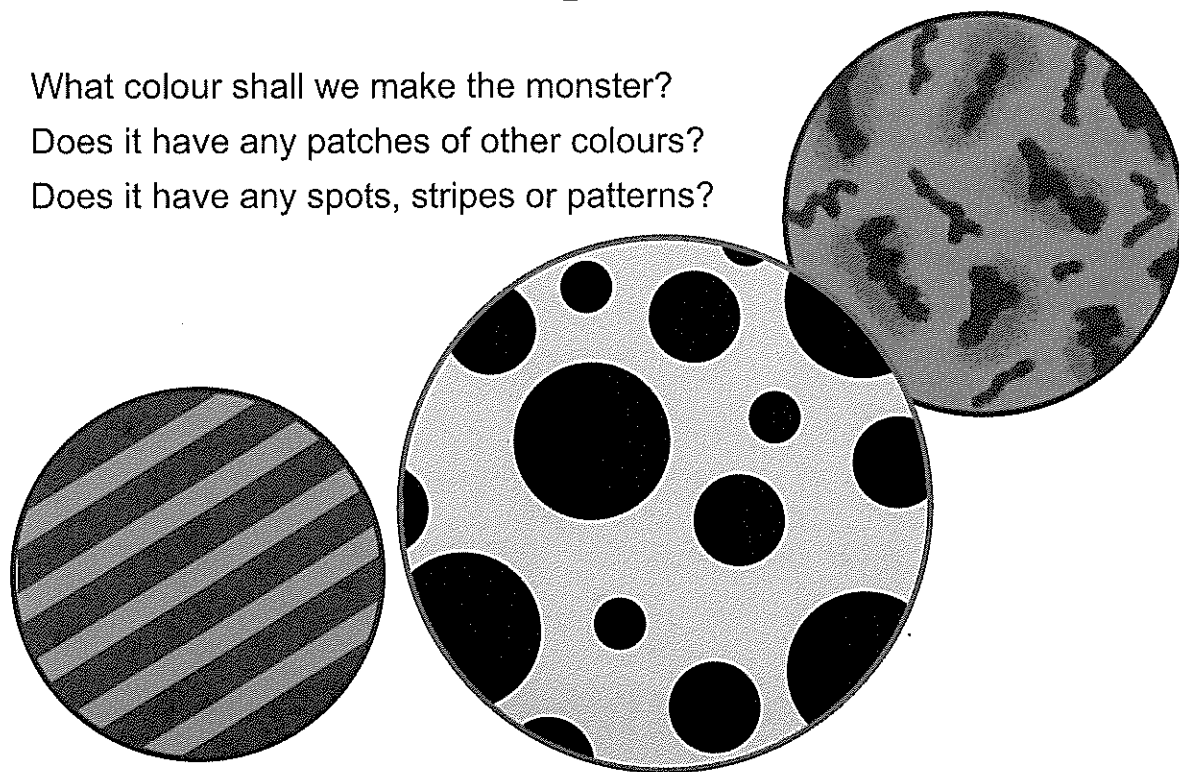
Is it covered in feathers?





# Creating a Monster


What colour shall we make the monster?  
Does it have any patches of other colours?  
Does it have any spots, stripes or patterns?



twinkl.com

# Draw Your Monster

Now it's your turn to create your very own monster!  
Decide on the size and shape of your monster.  
Then, add the features.  
Finally, choose the colours to complete your creation.



twinkl.com

# Draw your monster here.

## Describing a Monster

Let's think about how we would describe our new monster.

What words or phrases could we use to describe it?

What **adjectives** would help us?

Think about these things:

size

colour

personality

shape

features



**adjective** – a describing word, e.g. huge, kind, green, excited

# Describing a Monster

Let's try to put some of our ideas into sentences.

Here's an example of one sentence that could describe a monster:

The huge monster had a long green tail with a pointy spike at the end.



Talk to your partner. Think of a sentence to describe something about the monster we have made together.

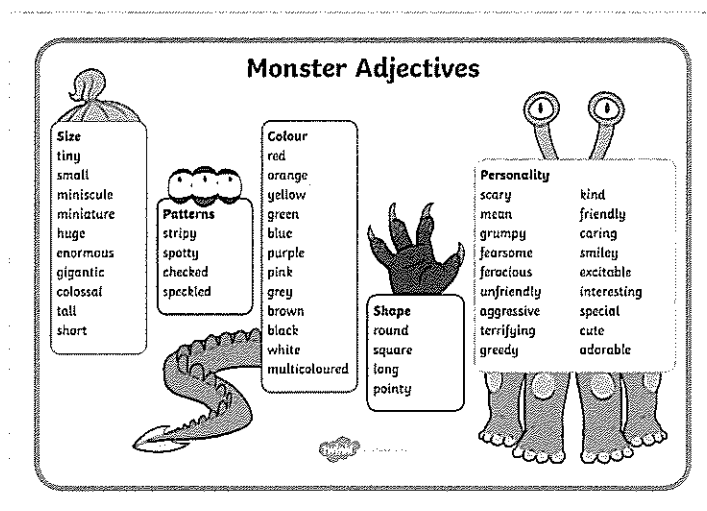
twinkl.com

## Write Your Monster Description

Now, think about how you would describe your own monster.

Write down some words and phrases that you could use.

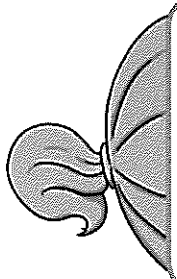
Then, write your own sentences to describe the monster you have created.



twinkl.com

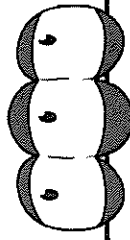
**Write your description here.**

# Monster Adjectives



## Size

tiny  
small  
miniscule  
miniature  
huge  
enormous  
gigantic  
colossal  
tall  
short




## Patterns

stripy  
spotty  
checked  
speckled

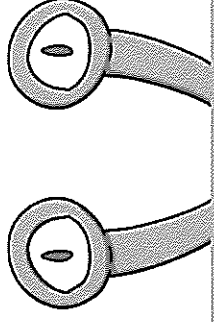
## Colour

red  
orange  
yellow  
green  
blue  
purple  
pink  
grey  
brown  
black  
white  
multicoloured



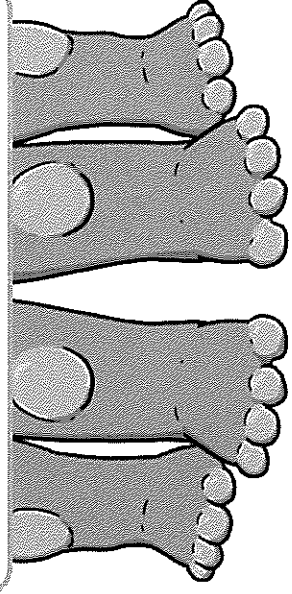
## Shape

round  
square  
long  
pointy




## Personality

scary  
mean  
grumpy  
fearsome  
ferocious  
unfriendly  
aggressive  
terrifying  
greedy  
kind  
friendly  
caring  
smiley  
excitable  
interesting  
special  
cute  
adorable

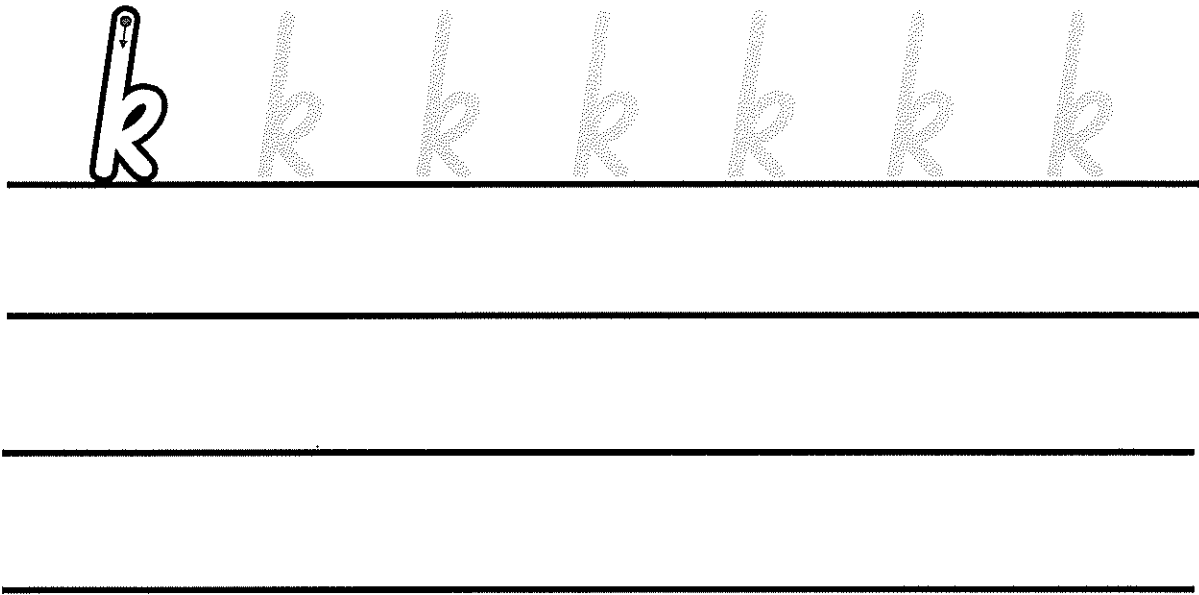


# Letter Formation Worksheet



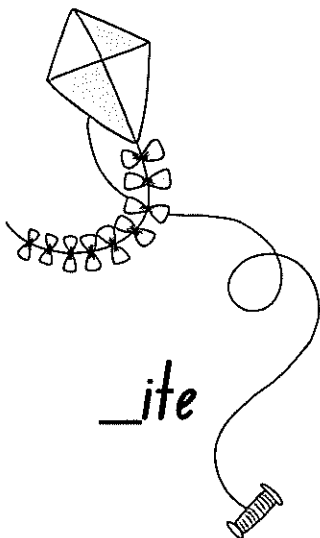
My name is \_\_\_\_\_

Trace over these letters and then try writing your own.




All of the following start with the sound k.

Can you write the letter k to complete the words?




\_ite

\_ennel



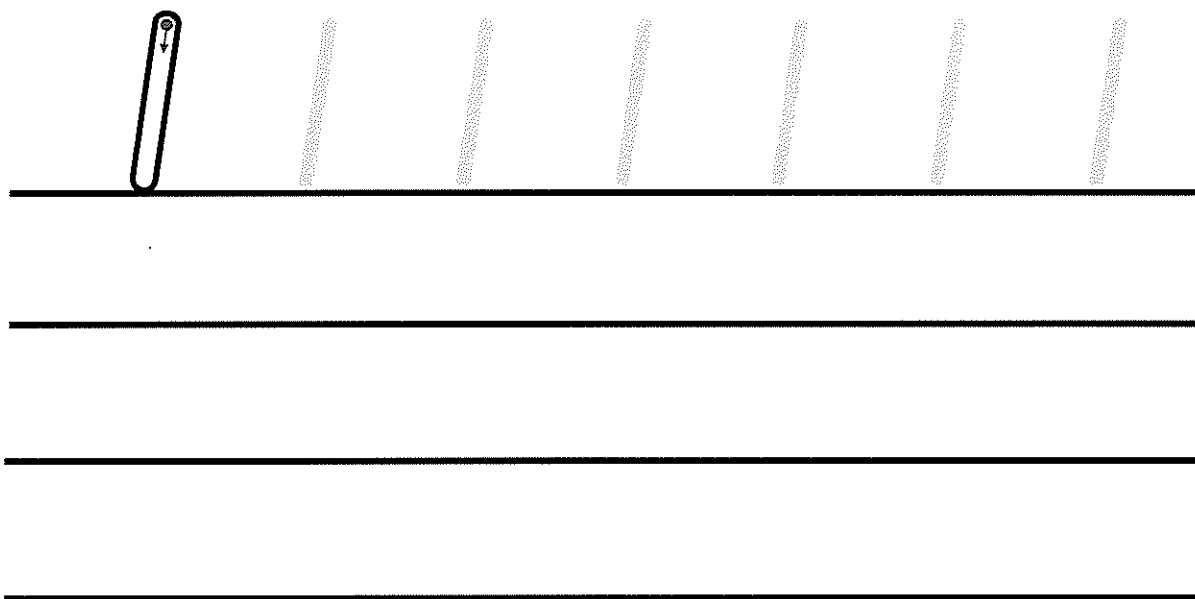
\_oala

# Letter Formation Worksheet




My name is \_\_\_\_\_

Trace over these letters and then try writing your own.





All of the following start with the sound I.

Can you write the letter I to complete the words?



\_\_emon

\_\_eaf



\_\_antern

Name: \_\_\_\_\_

# Read it, Write it, Say it

Read each word, write it five times, and say it as you write it

he

\_\_\_\_\_

was

\_\_\_\_\_

that

\_\_\_\_\_

she

\_\_\_\_\_

on

\_\_\_\_\_

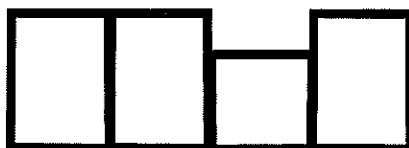

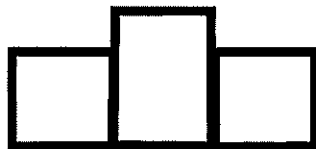


Name: \_\_\_\_\_

# Find The Word Box

Find which box each of the sight words belongs in.

he      was      that      she      on



Name: \_\_\_\_\_

# Sight Word Search

Find each of the sight words

of his had him her

p	r	f	e	m	t	l	b	o
o	a	h	m	o	o	z	h	q
f	x	s	d	k	h	i	m	e
j	u	t	d	h	b	n	a	w
v	g	w	n	i	z	I	n	y
u	l	e	p	s	i	m	d	f
i	t	h	e	j	s	f	l	p
d	k	p	h	h	a	d	v	m
g	q	h	e	r	e	x	y	b

Name: \_\_\_\_\_

## Sight Word Sentence Unscramble

Unscramble words to make a sentence.

It would be nice.

nice would be It.

It is very out cold.

cold is out very It.

Is that your dad?

your that dad Is ?

Sees the bone dog.

dog bone its the sees.

I ran around the block.

the ran block around I.

Use this table to practise your personal sight words list.

Type/Write your word	Practise 1	Practise 2	Practise 3

# Spelling: Final ch or tch

## tch

When a short vowel sound is heard right before the /ch/ sound in a one syllable word, the *ch* will mostly be spelled with /tch/. The *t* is silent. fetch notch hatch

**\*\*These are the only 5 words that break the rule: rich, such, much, which, touch**



## ch

When a consonant sound is heard after the short vowel sound in a one syllable word, /ch/ is used to spell the final /ch/ sound.

munch ranch pinch

by Helen Zeltzoff

## Spelling Final Ch Sound in One Syllable Word




# ch

When a consonant sound is heard after the short vowel sound in a one syllable word, /ch/ is used to spell the final /ch/ sound.

munch ranch pinch

## Spelling Final Ch Sound in One Syllable Word



# tch

When a short vowel sound is heard right before the final /ch/ sound in a one syllable word, the *ch* will mostly be spelled with /tch/. The *t* is silent.

fetch notch hatch

\*\*These are the only 5 words that break the rule: rich, such, much, which, touch

Name \_\_\_\_\_

## What Do I Hear After the Short Vowel Sound?

Say the name of each picture below.

Here's what you do in the empty letter space.

**\* If you hear a consonant sound after the short vowel, write the consonant you hear.**

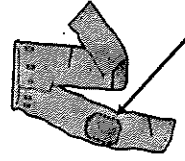

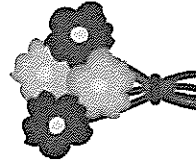
Example: l u  n  ch

**\* If you do not hear a consonant sound after the short vowel, write a t in the box.**

Example: l a  t  ch

**TRY THESE: Name the picture.**

b u  ch      m a  ch      r a  ch      p a  tch

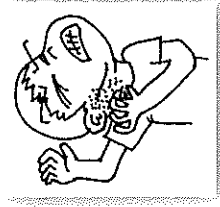


Name \_\_\_\_\_

## Spelling One Syllable Words with Final Ch Sound

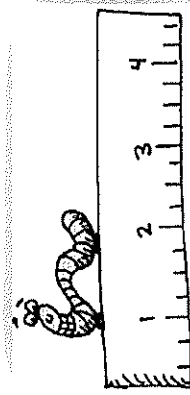
Place the consonant you hear after the short sound in the empty box.

If you do not hear a consonant sound after the short vowel, place the letter t.



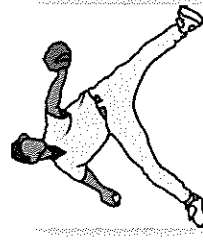
i  ch

bra  ch



i  ch

pi  ch



Name \_\_\_\_\_

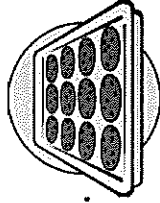
### Spelling One Syllable Words with Final Ch Sound

\* Add **tch** after a short vowel

\* Add a consonant you hear followed by ch.

➡ Read each sentence. Use picture clues to complete the spelling of each word.


1. Mom made a b\_\_\_\_\_ of cookies.



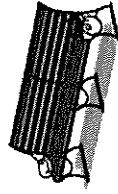
2. I like to m\_\_\_\_\_ on carrot.



3. Pat sews another st\_\_\_\_\_ on the hem.



4. Let's sit down on this b\_\_\_\_\_.



6

Name \_\_\_\_\_

### Spelling One Syllable Words with Final Ch Sound

Read each sentence. Use the picture clue for the missing word. Complete the spelling of each word.

**Remember!**

Use **tch** after a short vowel.

1. Don't p\_\_\_\_\_ my arm! It hurts!



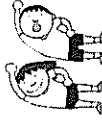
2. The farmer digs a big d\_\_\_\_\_.



3. What did you eat for l\_\_\_\_\_?



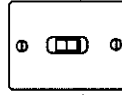
4. It feels good to take a s\_\_\_\_\_.



5. When will the eggs h\_\_\_\_\_?



6. Use the s\_\_\_\_\_ to put on the light.



7. On her art pad, Lisa made a sk\_\_\_\_\_




of her dog.

7



Name \_\_\_\_\_

**Spelling One Syllable Words with Final Ch Sound**



Circle the correct spelling for each answer to the question

1. What do you call a little bit of salt you put in something?

pintch      pinch      pitch

2. What is the language spoken in France?

Fretch      French

3. What is a sweet fruit drink called?

puntch      punch

4. What is on your wrist to tell time?

wanch      wattach      watch

5. What do you use to turn on the lights?

switch      swiditch      swinch

Name: \_\_\_\_\_

Date: \_\_\_\_\_

	4	1	5
3			
6			
2			

Number correct:

Time:

	2	4	1
2			
5			
3			

Number correct:

Time:

©Teacher Be Creative 2020

Name: \_\_\_\_\_

Date: \_\_\_\_\_

	7	2	0
4			
5			
1			

Number correct:

Time:

	2	7	4
3			
1			
6			

Number correct:

Time:

©Teacher Be Creative 2020

# Bridging Through 100

Example:

$$70 + 50 = \boxed{\phantom{00}}$$

$$\begin{array}{cc} 30 & 20 \end{array}$$

$$70 + 30 = 100$$

$$100 + 20 = 120$$



1.  $90 + 50 = \boxed{\phantom{00}}$



$$\underline{\phantom{00}} + \underline{\phantom{00}} = \underline{\phantom{00}}$$

$$\underline{\phantom{00}} + \underline{\phantom{00}} = \underline{\phantom{00}}$$

2.  $40 + 80 = \boxed{\phantom{00}}$



$$\underline{\phantom{00}} + \underline{\phantom{00}} = \underline{\phantom{00}}$$

$$\underline{\phantom{00}} + \underline{\phantom{00}} = \underline{\phantom{00}}$$

3.  $60 + 70 = \boxed{\phantom{00}}$



$$\underline{\phantom{00}} + \underline{\phantom{00}} = \underline{\phantom{00}}$$

$$\underline{\phantom{00}} + \underline{\phantom{00}} = \underline{\phantom{00}}$$

4.  $50 + 60 = \boxed{\phantom{00}}$



$$\underline{\phantom{00}} + \underline{\phantom{00}} = \underline{\phantom{00}}$$

$$\underline{\phantom{00}} + \underline{\phantom{00}} = \underline{\phantom{00}}$$

5.  $30 + 80 = \boxed{\phantom{00}}$



$$\underline{\phantom{00}} + \underline{\phantom{00}} = \underline{\phantom{00}}$$

$$\underline{\phantom{00}} + \underline{\phantom{00}} = \underline{\phantom{00}}$$

## Challenge

$$83 + 20 = \boxed{\phantom{00}}$$



$$\underline{\phantom{00}} + \underline{\phantom{00}} = \underline{\phantom{00}}$$

$$\underline{\phantom{00}} + \underline{\phantom{00}} = \underline{\phantom{00}}$$

# Ultimate Bridging Through 100

$70 + 50 =$	$180 - 90 =$	$150 - 70 =$	$40 + 80 =$	$60 + 60 =$	$90 + 60 =$
$110 - 40 =$	$120 - 90 =$	$40 + 70 =$	$130 + 50 =$	$80 + 30 =$	$100 + 30 =$
$130 - 40 =$	$30 + 80 =$	$50 + 60 =$	$140 - 60 =$	$130 + 80 =$	$90 + 80 =$
$150 - 80 =$	$40 + 90 =$	$130 - 70 =$	$70 + 60 =$	$110 - 70 =$	$110 - 70 =$
$110 - 80 =$	$60 + 90 =$	$130 - 60 =$	$80 + 60 =$	$100 - 70 =$	$140 - 70 =$
$150 - 60 =$	$90 + 90 =$	$160 - 90 =$	$20 + 90 =$	$200 - 70 =$	$50 + 70 =$
$80 + 80 =$	$60 + 70 =$	$30 + 80 =$	$80 + 90 =$	$20 + 90 =$	$110 - 80 =$

Fill in the missing numbers.

$40 + \underline{\quad} = 110$


$\underline{\quad} - 60 = 70$

$60 + \underline{\quad} = 150$

$141 - 70 =$	$32 + 80 =$	$95 + 20 =$	$128 - 30 =$	$155 - 60 =$	$121 - 60 =$
$39 + 80 =$	$113 - 30 =$	$28 + 90 =$	$112 - 30 =$	$57 + 60 =$	$80 + 23 =$
$40 + 75 =$	$80 + 22 =$	$183 - 90 =$	$64 + 40 =$	$187 - 90 =$	$185 - 90 =$
$35 + 70 =$	$163 - 80 =$	$84 + 40 =$	$30 + 88 =$	$70 + 45 =$	$90 + 12 =$

Extra Challenge

$240 - 70 =$	$330 + 80 =$	$250 + 70 =$	$220 - 30 =$	$250 - 60 =$	$320 - 60 =$
$130 + 80 =$	$210 - 30 =$	$280 + 90 =$	$580 - 30 =$	$150 + 60 =$	$380 + 30 =$



# SUPERSTAR

## Be Seen Be Safe Activity Card

It is a great day for Gem. Her new bike has arrived. She is going for a ride with Cosmic to visit Aunt Stella. She puts on her favourite black tracksuit and pedals off to meet Cosmic.


A little later, Aunt Stella is SO worried. It's gone as dark as night outside. Where are they?

Suddenly there's a loud knock, rat-a-tat-tat, on the door.

Oh no! It's a policeman with Gem and Cosmic. They are looking very sheepish.

"I nearly knocked these two off their bikes," grumbles the policeman. "They were riding round, no lights and just look at what they are wearing! No wonder I couldn't see them."

"Oh dear!" says Aunt Stella. "We need to make sure you can be seen and be safe in the dark. Now I wonder what we could do? I think we may need some help."



### Your challenge

Find out if Gem and Cosmic can wear something that will help them to be better seen in the dark.

Cosmic thinks they need to wear something shiny

Gem doesn't think what we wear makes a difference

Aunt Stella thinks they need to wear something white

**What do you think?**

### Discuss

- Why do you think Gem and Cosmic couldn't be seen?
- Was it just because they didn't have lights on their bikes?
- Have you noticed what you can see in the dark?
- How will you find out if different materials can be seen in the dark?
- What will you do to make sure it is a fair test?

# Getting started

You need to compare how well each material can be seen. Make a dark space by drawing curtains, working in a corridor or other dimly lit area, to help you see the difference between good and bad light reflectors.

Which materials can you see the best?

What difference does having more light make? What can you see in complete darkness?

Do some colours work better than others?

## Test your ideas

Make a table to record your results.

Material	How well does it reflect?		
	Complete darkness	A little bit of light	A lot of light
Shiny material			
White material			
Dark material			

## Share your ideas

How did your investigation go?

Was there anything you could have improved about your test?

Why not design something for Cosmic and Gem to wear?

## Extra things to do

Find out if you can see reflectors in total darkness.

Design a warning poster to help children to be safe at night.



## Be Safe. Be Seen!


Material	How well does it reflect?		
	Complete darkness	A little bit of light	A lot of light
Shiny material			
White material			
Dark material			

1. How did your investigation go?

1. Was there anything you could have improved about your test?

1. Can you design something for Cosmic and Gem to wear?

Design a safe outfit for Cosmic and Gem.





If you would like something extra you could try....

1. Find out if you can see reflectors in total darkness.
1. Design a warning poster to keep children safe at night.