

Learning From Home

Term 4
Week 2

Early Stage 1
Mon - Tues

ES1 Week 2 Suggested Learning From Home TimeTable


****Teachers will send class Zoom meeting links out on Class Dojo****


MONDAY	TUESDAY	WEDNESDAY	THURSDAY	FRIDAY
<u>Morning Session</u> Zoom Meeting @ 9:00 am K-2 Library Zoom meeting with Mrs. McCaathy @ 10:30 am. - Literacy o Reading o Spelling o Phonics o Writing task	<u>Morning Session</u> - Zoom Meeting @ 9:00 am KAM only - Class Zoom meeting @ 10:00 am. - Literacy o Reading o Spelling o Phonics o Writing task	<u>Morning Session</u> - Zoom Meeting @ 9:00 am K/1B only - Class Zoom meeting @ 10:00 am. - Literacy o Reading o Spelling o Phonics o Writing task	<u>Morning Session</u> - Zoom Meeting @ 9:00 am - Literacy o Reading o Spelling o Phonics o Writing task	<u>Morning Session</u> KK only - Class Zoom meeting @ 8:30 am. - Zoom Meeting @ 9:00 am - Literacy o Reading o Spelling o Phonics o Writing task
<u>Middle Session</u> - Times tables/number task - Maths Focus o Addition and subtraction.	<u>Middle Session</u> - Times tables/number task - Maths Focus o Addition and subtraction.	<u>Middle Session</u> - Times tables/number task - Maths Focus o Addition and subtraction.	<u>Middle Session</u> - Times tables/number task - Maths Focus o Addition and subtraction.	<u>Middle Session</u> - Times tables/number task - Maths Focus o Addition and subtraction.
<u>Afternoon Session</u> PBL - The return to school	<u>Afternoon Session</u> STEM - Plant detectives.	<u>Afternoon Session</u> Geography -	<u>Afternoon Session</u> Sport - Balance.	<u>Afternoon Session</u> Creative Arts - Alien Art.

Monday

Nouns

LI: I can identify and use nouns.






Name of a Person





Scarlett
footballer
doctor
teacher
boy
popstar




Name of a Place



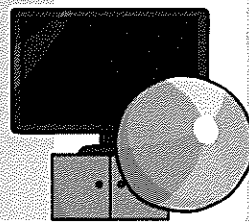
school
London
shop
church
swimming pool
beach



Name of a Thing



book
cat
pencil
television
ball
chair



Find the Nouns

Look at the words below. Which ones are nouns? Change the colour of the text or circle the nouns.

dog	pretty	dancing
bird	joshua	flying
car	tree	brown

Choose the correct noun.



Something used for cutting bread.

knife

spoon

cat

bed



Choose the correct noun.





An animal that barks.

chair

dog





Ben

light



Can you write your own sentence using one of the nouns you found in the first activity? You might like to draw a picture too.

Write your sentence here.



What does 'welcome' mean?

What are 4 things you can see on the cover of this book?

Who do you think the the person might be writing to?

Handwriting Worksheet

Corner letters


These letters have corners and points. Practice writing a line of each.

i _____

r _____


v _____

Trace over the word then write the word on the lines below.



river

river




chair

chair



vet

vet




hive

hive



Using Objects to Add and Subtract

Home Learning Challenges

Set up 6 toy cars. Drive 2 cars away. How many cars are there now?



Collect 5 leaves from outside. Find 4 more. How many do you have in total?



Set out 3 plates for The Three Bears. Then add 3 more for the Three Little Pigs. How many do you have altogether?




Choose 4 of your favourite toys to read a story to. Each toy brings a friend, so that is 4 more toys. How many toys do you have in total?

Build a tower with 7 bricks. If you take 3 bricks away, how many bricks would be left in the tower?




There are 10 superheroes and 6 fly off to rescue people. How many are left? You could draw the superheroes to help you.





PBL LESSON

Return to School



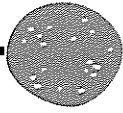
We haven't at school for a really long time.
Everyone has done an amazing job learning from home.
It will be great when we can all be together



Some things might be a little bit different when we come back to school but our rules and our values haven't changed.

We will need to listen to our teachers carefully as there will be some new rules and some thing may be done differently.

RETURN TO SCHOOL



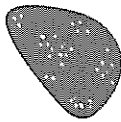
Respect

<https://youtu.be/uWXPCP8t00M>



Responsibility


<https://youtu.be/7ew6herS7Gg>



Personal Best

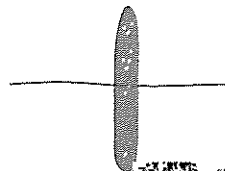

<https://youtu.be/l-gQLqv9f4o>

RESPECT



It is important that our rights are respected everywhere, including at school.

We all need to make sure we respect our own rights and the rights of others.



RESPECT

EDUCATION

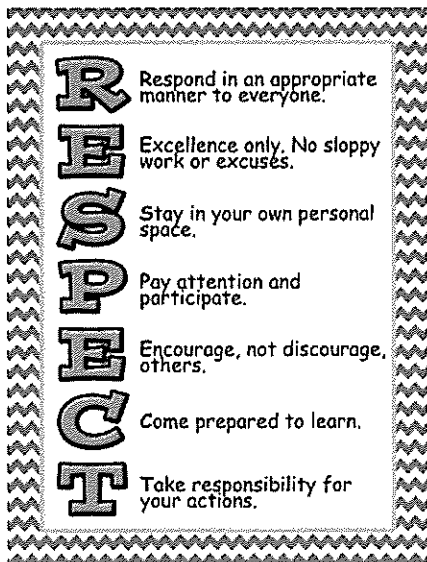
- * I aim to achieve my personal best.
- * I will respect others by listening to them and respecting their views.
- * I will let other people get on with their work.
- I will respect others by calling them by their correct name.
- I will respect and abide by the rules.

PLAY AND RELAX.

- I will respect this right by working hard in lessons, and playing and relaxing in my break times.
- I will behave safely at all times.

PLAY WITH OTHER STUDENTS.

- * I will respect this right by letting others play and join in with games and activities.
- * I will be kind to others and use words to sort out any disagreements.
- * I will ask an adult for help if I can't solve the problem with words.



RESPECT
IS HOW WE
TREAT
EVERYONE.


How can we show responsibility?
Drag a ★ to each picture that shows responsibility.



Doing schoolwork




Taking care of
your things




Oversleeping and
coming to class late



Listening to teachers



Following game rules




Eating healthy food



Breaking other
people's
property



Doing your best



Responsibility means doing
what is expected of you. It
means making good
choices, being trusted and
taking ownership for your
actions.

**YOUR
RESPONSIBILITY
FOR YOU AND
FOR OTHERS.**

**WASH
your
HANDS**

**STAY HOME
if you're sick**

**COVER
your
COUGHS
and SNEEZES**

**If you're
concerned,
visit your GP
or call 13 HEALTH
(13 43 25 84)**

IN THE CLASSROOM

I will be prepared and
ready to learn.
I do my best work.
I will listen and follow
the rules.

IN THE PLAYGROUND

I am a good sport.
I am sun safe.
I walk on hard surfaces.
I am considerate of others.
I respect the rules.
I take turns.

PERSONAL BEST

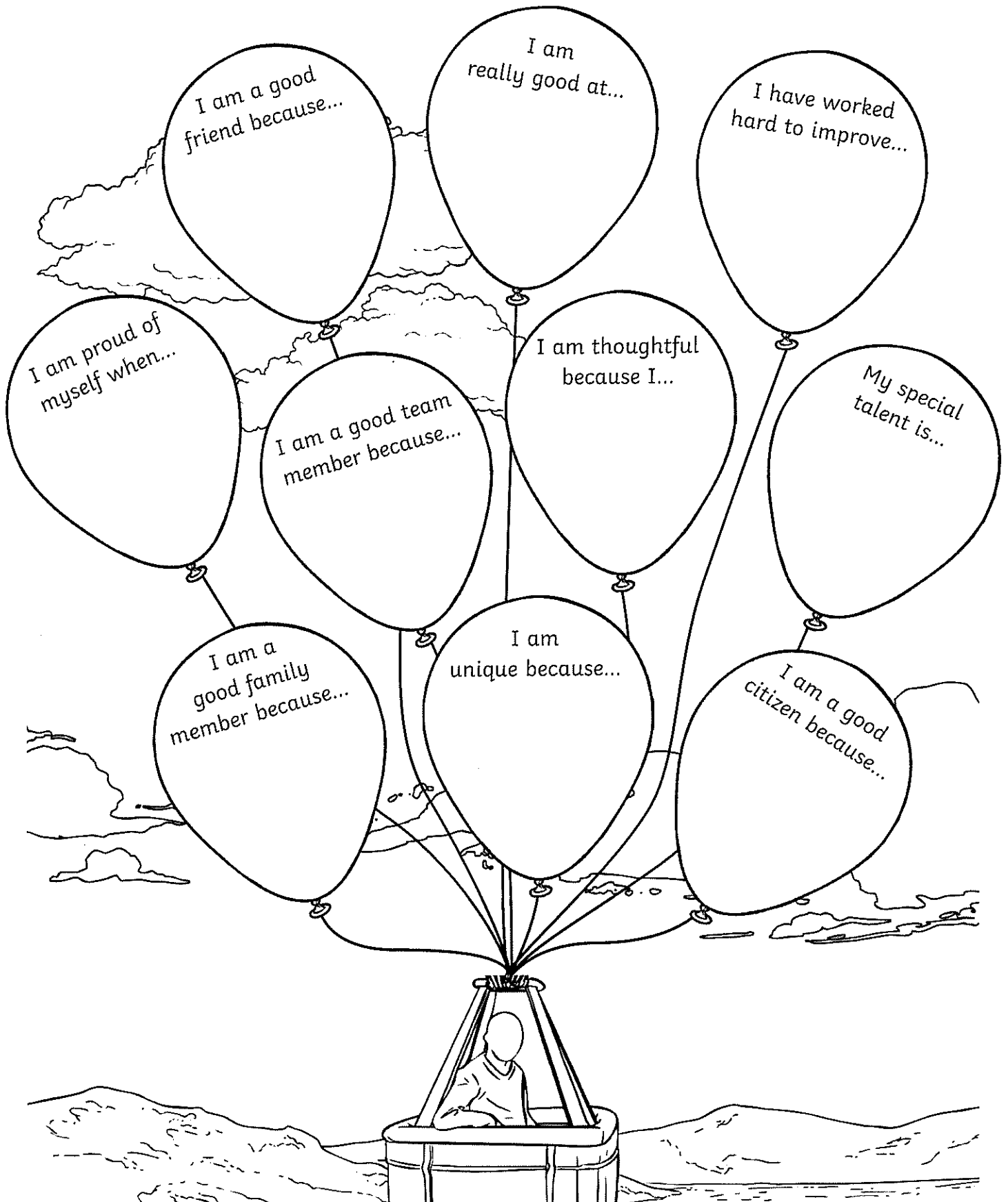
Personal Best is
doing everything
possible to make
the best choices
and preserving
every step of the
way!

HEALTH AND SAFETY

I practise social distancing
rules.
I will wash my hands.
I will stay home if I am sick.
I use the school guidelines for
return to school practises.

I Am an Amazing Person!

Read and finish the sentences in the balloons below.




Tuesday

After listening to the story, draw a picture of the martian who you think the letter is being sent to. You could also write a sentence to describe the martian, what is their name? What is their planet like?

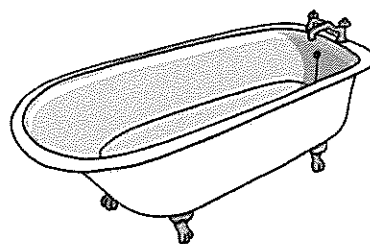
Draw your picture here

Write your sentences here.


Put a circle around the things that have 'th' in them.



chicken



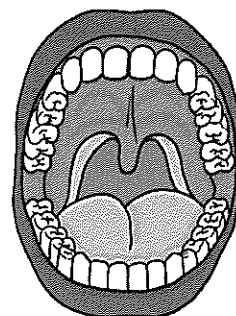
bath



moth



path



teeth

Handwriting Worksheet

Corner letters


These letters have corners and points. Practice writing a line of each.

w _____

x _____


z _____

Trace over the word then write the word on the lines below.



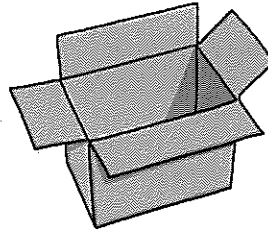
wall

wall



zoo

zoo



box

box



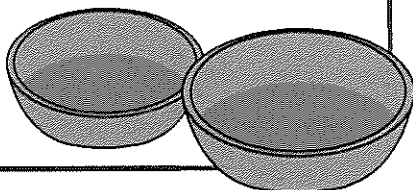

exam

exam


Finds the Total Number of Items in Two Groups by Counting All of Them

Home Learning Challenges


Collect two bowls. Put three bananas in one bowl and two apples in the other. How many pieces of fruit do you have altogether?




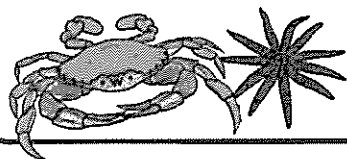
Hold up four fingers on one hand and three on the other. How many fingers are you holding up altogether?




Play shops with a friend. How many items do you have in your basket? How many does your friend have? How many altogether?



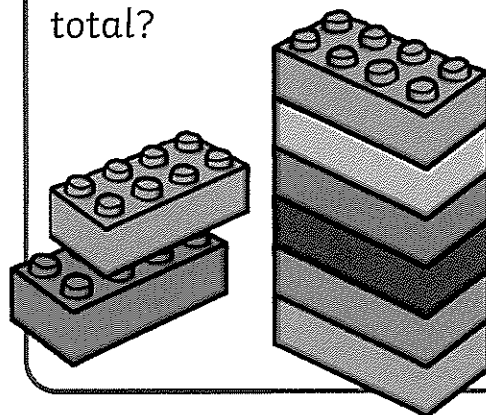
Ask a grown-up to help you to draw a picture of the seaside. Draw three sea creatures in the water and two creatures on the sand. How many seaside creatures have you drawn altogether?



Go for a walk in the garden with someone from your family and take two containers with you. Collect five natural objects in your container and ask your family member to collect five different objects. How many objects did you find altogether?



Build a tower using six blocks, now build another using four. Can you count how many blocks you have used in total?



Addition

$$\begin{array}{r} 1) \quad 1 \quad 2) \quad 1 \\ + \quad 0 \quad + \quad 8 \\ \hline \end{array}$$

$$\begin{array}{r} 3) \quad 8 \quad 4) \quad 5 \\ + \quad 10 \quad + \quad 1 \\ \hline \end{array}$$

$$\begin{array}{r} 5) \quad 7 \quad 6) \quad 10 \\ + \quad 7 \quad + \quad 0 \\ \hline \end{array}$$

$$\begin{array}{r} 7) \quad 6 \quad 8) \quad 2 \\ + \quad 8 \quad + \quad 4 \\ \hline \end{array}$$

$$\begin{array}{r} 9) \quad 6 \quad 10) \quad 10 \\ + \quad 6 \quad + \quad 9 \\ \hline \end{array}$$

Subtraction

$$\begin{array}{r} 1) \quad 7 \quad 2) \quad 7 \\ - \quad 2 \quad - \quad 5 \\ \hline \end{array}$$

$$\begin{array}{r} 3) \quad 2 \quad 4) \quad 10 \\ - \quad 0 \quad - \quad 9 \\ \hline \end{array}$$

$$\begin{array}{r} 5) \quad 4 \quad 6) \quad 10 \\ - \quad 3 \quad - \quad 3 \\ \hline \end{array}$$

$$\begin{array}{r} 7) \quad 4 \quad 8) \quad 10 \\ - \quad 1 \quad - \quad 6 \\ \hline \end{array}$$

$$\begin{array}{r} 9) \quad 7 \quad 10) \quad 10 \\ - \quad 4 \quad - \quad 8 \\ \hline \end{array}$$

Addition

$$\begin{array}{r} 1) \quad 0 \quad 2) \quad 7 \\ + \quad 6 \quad + \quad 8 \\ \hline \end{array}$$

$$\begin{array}{r} 3) \quad 7 \quad 4) \quad 5 \\ + \quad 0 \quad + \quad 3 \\ \hline \end{array}$$

$$\begin{array}{r} 5) \quad 3 \quad 6) \quad 4 \\ + \quad 8 \quad + \quad 2 \\ \hline \end{array}$$

$$\begin{array}{r} 7) \quad 6 \quad 8) \quad 2 \\ + \quad 5 \quad + \quad 3 \\ \hline \end{array}$$

$$\begin{array}{r} 9) \quad 7 \quad 10) \quad 2 \\ + \quad 10 \quad + \quad 8 \\ \hline \end{array}$$

Subtraction


$$\begin{array}{r} 1) \quad 2 \quad 2) \quad 10 \\ - \quad 1 \quad - \quad 4 \\ \hline \end{array}$$

$$\begin{array}{r} 3) \quad 6 \quad 4) \quad 9 \\ - \quad 2 \quad - \quad 2 \\ \hline \end{array}$$


$$\begin{array}{r} 5) \quad 8 \quad 6) \quad 3 \\ - \quad 1 \quad - \quad 2 \\ \hline \end{array}$$

$$\begin{array}{r} 7) \quad 10 \quad 8) \quad 4 \\ - \quad 6 \quad - \quad 0 \\ \hline \end{array}$$

$$\begin{array}{r} 9) \quad 7 \quad 10) \quad 5 \\ - \quad 6 \quad - \quad 2 \\ \hline \end{array}$$



STAR



Plant Detectives

Activity Card



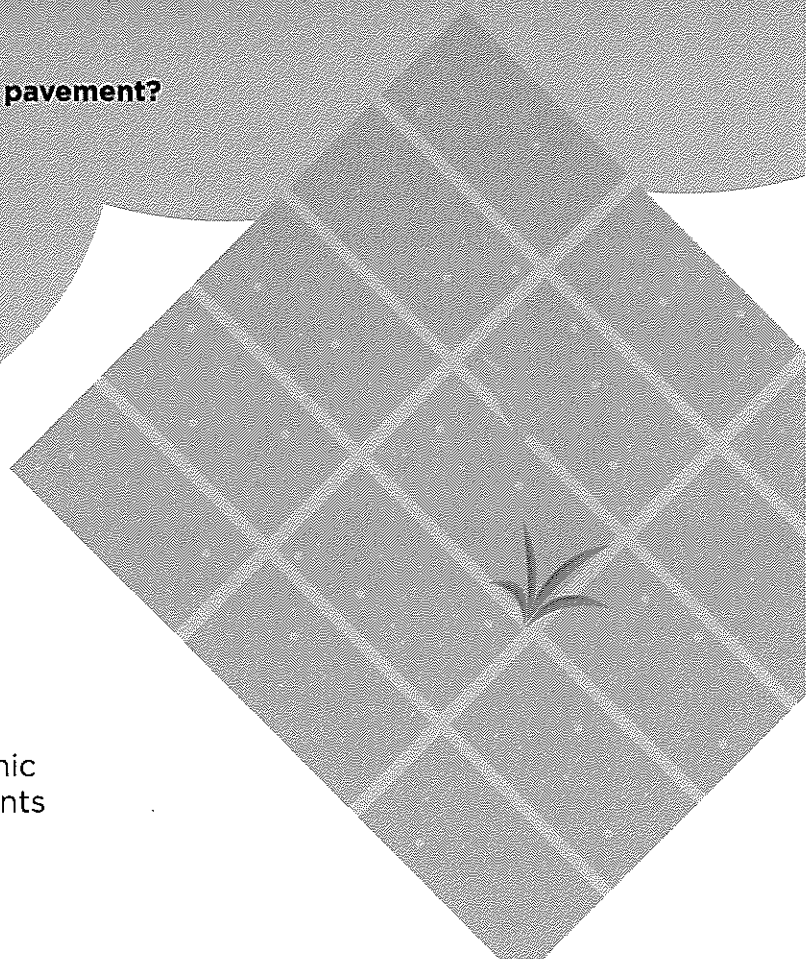
Cosmic is walking along the street to meet Gem at the shops. On the way he notices a plant sticking out of a crack in the pavement. How exciting! Plants usually grow in gardens, not in pavements. How did the plant get there? He thinks that perhaps someone dropped it as they walked along, but who?

Cosmic runs to ask Gem to help him solve the mystery. She's bound to know the answer. Cosmic explains what he has found, but Gem isn't sure how the plant got there either. She wonders if the plant might have grown from a seed under the pavement, but who could have planted the seed?

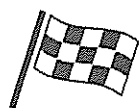
Cosmic and Gem know they have to look for clues to solve a mystery. They can't wait to start searching. Aunt Stella loves plants, so she comes to help them. But where will they begin? Can you be plant detectives and help to find clues about plants that grow in unusual places?

Where have you seen plants growing?

Have you ever seen any plants growing in a pavement?



Your challenge



Become a plant detective and help Cosmic and Gem solve the mystery of where plants grow.

Discuss

Talk to your buddy and plan where you will go on your plant hunt.

Getting started

Have a good look around outside.

Look up and down, in corners, on buildings and patches of land.

Remember, clues about plants might be hidden anywhere!

Can you find any plants with flowers?

Where is the strangest place you can find a plant growing?

Do you notice anything about where you find plants growing?

How can you make sure that everyone stays safe?

Test your ideas

If you find any plants, can you work out how they got there?

Share your ideas

Take photographs or draw pictures of the plants you find to make a plant detective album. Mark on a map where you found the plants.

Extra things to do

Try to discover the names of the plants you found.

Try to find out if plants always need soil to grow.

Would you find different plants at different times of year?

