

# Learning From Home

Term 4  
Week 2





Stage 1  
Mon - Tues

## S1 Week 2 Suggested Weekly Timetable.

**\*\*Please note the new class zoom sessions - See your Class Dojo for links\*\***

MONDAY	TUESDAY	WEDNESDAY	THURSDAY	FRIDAY
<p><u>Morning Session</u></p> <ul style="list-style-type: none"> <li>- S1 Zoom Meeting @ 9:15 am</li> <li>- K-2 Library Zoom @ 10:30 am with Mrs. McCarthy.</li> </ul> <p><b>Literacy</b></p> <ul style="list-style-type: none"> <li>- Reading task -ERIC comprehension.</li> <li>- Spelling revision.</li> </ul> <p><b>Writing/VCOP Task</b></p> <ul style="list-style-type: none"> <li>- Common Nouns</li> </ul>	<p><u>Morning Session</u></p> <ul style="list-style-type: none"> <li>- S1 Zoom Meeting @ 9:15 am</li> </ul> <p><b>Literacy</b></p> <ul style="list-style-type: none"> <li>- Reading task - Listening</li> <li>- Spelling revision.</li> </ul> <p><b>WritingVCOP Task</b></p> <ul style="list-style-type: none"> <li>- Proper Nouns.</li> </ul>	<p><u>Morning Session</u></p> <ul style="list-style-type: none"> <li>- 1B only - Zoom with Mrs. Bulloch @ 8:30 am</li> <li>- S1 Zoom Meeting @ 9:15 am</li> <li>- K/1B only - Zoom with Mr. Boreland @ 10:00 am</li> <li>- 2HM only - zoom with Mrs. McCabe and Mrs. Horncastle @ 10:30 am.</li> <li>- 1R only - Zoom with Miss Rodwell @ 11:30 am.</li> </ul> <p><b>Literacy</b></p> <ul style="list-style-type: none"> <li>- Reading task Questioning.</li> <li>- Spelling revision.</li> </ul> <p><b>Writing/VCOP Task</b></p> <ul style="list-style-type: none"> <li>- Pronouns.</li> </ul>	<p><u>Morning Session</u></p> <ul style="list-style-type: none"> <li>- S1 Zoom Meeting @ 9:15 am</li> </ul> <p><b>Literacy</b></p> <ul style="list-style-type: none"> <li>- Reading task Questioning.</li> <li>- Spelling revision.</li> </ul> <p><b>Writing/VCOP Task</b></p> <ul style="list-style-type: none"> <li>- Capital letters for the word 'I'</li> </ul>	<p><u>Morning Session</u></p> <ul style="list-style-type: none"> <li>- S1 Zoom Meeting @ 9:15 am</li> <li>- 2B only - Zoom with Miss Betteridge @ 10:30 am.</li> </ul> <p><b>Literacy</b></p> <ul style="list-style-type: none"> <li>- Reading task Questioning.</li> <li>- Spelling revision.</li> </ul> <p><b>Writing Task</b></p> <ul style="list-style-type: none"> <li>- Capital letters for nouns.</li> </ul>
<p><u>Middle Session</u></p> <p>Times Tables Practise</p> <p>Maths - Addition and subtraction</p>	<p><u>Middle Session</u></p> <p>Times Tables Practise</p> <p>Maths - Addition and subtraction</p>	<p><u>Middle Session</u></p> <p>Times Tables Practise</p> <p>Maths - Addition and subtraction</p>	<p><u>Middle Session</u></p> <p>Times Tables Practise</p> <p>Maths - Addition and subtraction</p>	<p><u>Middle Session</u></p> <p>Times Tables Practise</p> <p>Maths - Addition and subtraction</p>
<p><u>Afternoon Session</u></p> <p>PBL</p> <ul style="list-style-type: none"> <li>- The return to school</li> </ul>	<p><u>Afternoon Session</u></p> <p>STEM</p> <ul style="list-style-type: none"> <li>- Plant investigation</li> </ul>	<p><u>Afternoon Session</u></p> <p>Geography</p> <ul style="list-style-type: none"> <li>- Weather in other places</li> </ul>	<p><u>Afternoon Session</u></p> <p>Sport</p> <ul style="list-style-type: none"> <li>- balance</li> </ul>	<p><u>Afternoon Session</u></p> <p>Visual Art</p> <ul style="list-style-type: none"> <li>- Alien art.</li> </ul>

Monday



What does 'welcome' mean?


What are 4 things you can see on the cover of this book?


Who do you think the the person might be writing to?

Why do you think the illustrator drew the the paper flowing into the sky?

# Nouns and Pronouns

LI: I can identify and use nouns appropriately.






### Name of a Person





Scarlett  
footballer  
doctor  
teacher  
boy  
popstar




### Name of a Place



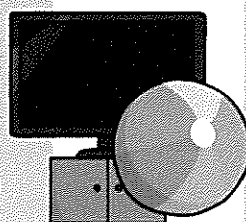
school  
London  
shop  
church  
swimming pool  
beach



### Name of a Thing



book  
cat  
pencil  
television  
ball  
chair



# Find the Nouns

Look at the words below. Which ones are nouns? Change the colour of the text or circle the nouns.

candle	pretty	dancing	owl
bird	joshua	flying	plane
car	tree	brown	crispy
tall	pants	t-shirt	bed
dog	Skipping rope	jacket	shiny

Find the noun in the sentence. (underline, circle or change the colour)

1. The dog is wet.
2. The pants are blue.
3. Look at the beautiful owl.

Choose the correct noun.

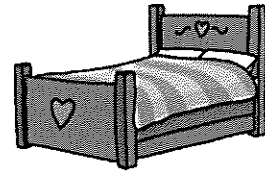
Something used for cutting bread.

knife

spoon

cat

bed



Choose the correct noun.


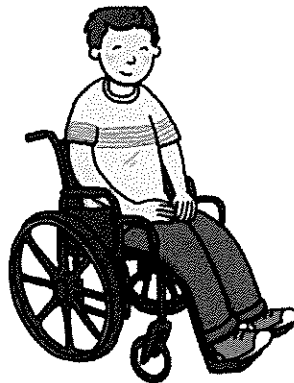

An animal that barks.

chair

dog

Ben

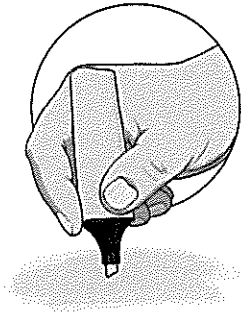
light





# Recognising Nouns

Is it a  
**person?**




highlight yellow

Is it a  
**place?**



highlight orange

Is it a  
**thing?**



highlight pink

Steven was getting ready for school. He brushed his teeth and ate his breakfast. He got his bag ready, put his jacket on and shouted 'see you later!' to his mum as he headed out the door and walked to the bus stop.

Steven met his friends, Kevin and Jim, at the bus stop and they waited for the bus together. Kevin and Jim lived quite close to Steven. Jim stayed in a house in Green Street, and Kevin lived in a flat on Sandy Road. They didn't wait too long for the bus to come. When the bus came, they gave the bus driver their money and went to find a seat. There were lots of people on the bus - it was very busy!

Steven's first class of the day was science. He liked science because his teacher, Miss Jackson, was very funny. At lunchtime, Steven went to the dinner hall to buy his lunch. He bought himself some pasta and an apple, and went to sit beside his friends.

After lunch, Steven, Kevin and Jim had art and then history. In history, they learned about William Wallace and about Scotland's past.

At home time, Steven and his friends walked to the bus stop to get the bus home. They were all tired after their busy day!

# Recognising Nouns

## Self Evaluation



I understand!

☐

I'm almost there!


☐

I need more help  
with this!

☐

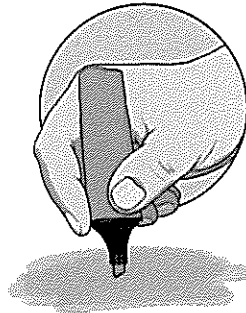
# Recognising Nouns **Answers**

Is it a  
**person?**




highlight yellow

Is it a  
**place?**



highlight orange

Is it a  
**thing?**



highlight pink

Steven was getting ready for school. He brushed his teeth and ate his breakfast. He got his bag ready, put his jacket on and shouted 'see you later!' to his mum as he headed out the door and walked to the bus stop.

Steven met his friends, Kevin and Jim, at the bus stop and they waited for the bus together. Kevin and Jim lived quite close to Steven. Jim stayed in a house in Green Street, and Kevin lived in a flat on Sandy Road. They didn't wait too long for the bus to come. When the bus came, they gave the bus driver their money and went to find a seat. There were lots of people on the bus - it was very busy!

Steven's first class of the day was science. He liked science because his teacher, Miss Jackson, was very funny. At lunchtime, Steven went to the dinner hall to buy his lunch. He bought himself some pasta and an apple, and went to sit beside his friends.

After lunch, Steven, Kevin and Jim had art and then history. In history, they learned about William Wallace and about Scotland's past.


At home time, Steven and his friends walked to the bus stop to get the bus home. They were all tired after their busy day!

Use this table to practise your personal sight words list.

Type/Write your word	Practise 1	Practise 2	Practise 3



wh



Quickly read the 'wh' real words and zap the 'wh' alien words.




whECK




whEEB

Use Timer




Show Answer

Use Timer



Show Answer

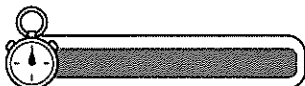
whITE



whaIG




Use Timer



Show Answer

Use Timer



Show Answer


whESPER



whOT




Use Timer



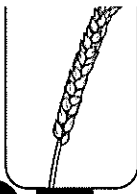
Show Answer

Use Timer



Show Answer

wheat

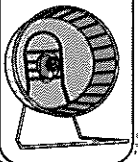


Use Timer



Show Answer

wheel



Use Timer



Show Answer

whirg




Use Timer



Show Answer

whisk



Use Timer



Show Answer

whan



Use Timer



Show Answer

whale




Use Timer



Show Answer

when



Use Timer



Show Answer

whib



Use Timer



Show Answer



Name: \_\_\_\_\_


Date: \_\_\_\_\_

# wh

Draw something with whiskers.

Add 'wh' to these words.

Colour all of the 'wh' words.



_____ip
_____ite
_____eel
_____isk
_____ine


were	wish	what
why	win	wart
which	was	when





## Addition and Subtraction Facts to 20 – Speed Test

See how long it takes you to complete all of these or give yourself a set amount of time (say 5 mins) and see how many you can do.



$6 + 6 =$	$8 - 6 =$	$9 - 3 =$	$13 - 4 =$	$4 - 1 =$
$14 + 5 =$	$2 + 17 =$	$7 - 4 =$	$4 + 9 =$	$4 - 2 =$
$9 - 7 =$	$3 + 9 =$	$15 - 1 =$	$20 - 10 =$	$10 - 5 =$
$2 + 11 =$	$3 + 1 =$	$14 - 7 =$	$17 + 2 =$	$2 + 3 =$
$2 + 15 =$	$3 - 2 =$	$9 + 3 =$	$6 + 4 =$	$15 - 6 =$
$7 - 3 =$	$11 + 5 =$	$8 - 5 =$	$7 + 8 =$	$4 + 6 =$
$10 + 10 =$	$18 - 4 =$	$3 + 4 =$	$20 - 19 =$	$4 + 9 =$
$8 - 2 =$	$10 + 0 =$	$8 + 8 =$	$14 + 2 =$	$7 - 2 =$
$11 + 1 =$	$13 - 5 =$	$17 - 2 =$	$9 - 4 =$	$19 + 1 =$
$14 - 1 =$	$12 - 9 =$	$3 + 7 =$	$5 + 5 =$	$15 - 9 =$

Correct answers:

Time:


# 2× Table Practice

$1 \times 2 =$	$2 \times 2 =$	$3 \times 2 =$
$4 \times 2 =$	$5 \times 2 =$	$6 \times 2 =$
$7 \times 2 =$	$8 \times 2 =$	$9 \times 2 =$
$10 \times 2 =$	$11 \times 2 =$	$12 \times 2 =$
$5 \times 2 =$	$9 \times 2 =$	$4 \times 2 =$
$8 \times 2 =$	$2 \times 2 =$	$6 \times 2 =$
$12 \times 2 =$	$10 \times 2 =$	$1 \times 2 =$
$3 \times 2 =$	$11 \times 2 =$	$7 \times 2 =$


Time Taken:	My score:  <u>24</u>
-------------	----------------------------

# PBL LESSON

## Return to School



We haven't at school for a really long time.  
Everyone has done an amazing job learning from home.  
It will be great when we can all be together



Some things might be a little bit different when we come back to school but our rules and our values haven't changed.

We will need to listen to our teachers carefully as there will be some new rules and some things may be done differently.

## RETURN TO SCHOOL

Respect

<https://youtu.be/uWXPcP8t00M>

Responsibility

<https://youtu.be/7ew6herS7Gg>



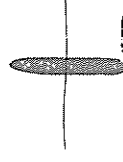
Personal Best

<https://youtu.be/l-gQLqv9f4o>

## RESPECT

It is important that our rights are respected everywhere, including at school.

We all need to make sure we respect our own rights and the rights of others.



# RESPECT

## EDUCATION

- \* I aim to achieve my personal best.
- \* I will respect others by listening to them and respecting their views.
- \* I will let other people get on with their work.
- I will respect others by calling them by their correct name.
- I will respect and abide by the rules.

## PLAY AND RELAX.

- \* I will respect this right by working hard in lessons, and playing and relaxing in my break times.
- \* I will behave safely at all times.


## PLAY WITH OTHER STUDENTS.

- \* I will respect this right by letting others play and join in with games and activities.
- \* I will be kind to others and use words to sort out any disagreements.
- \* I will ask an adult for help if I can't solve the problem with words.

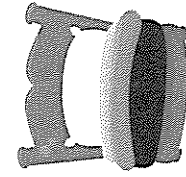
How can we show responsibility?  
Drag a ★ to each picture that shows responsibility.



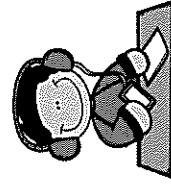
Doing schoolwork




Taking care of your things




Oversleeping and coming to class late



Listening to teachers



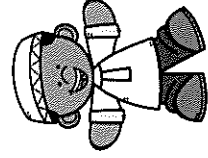
Following game rules




Eating healthy food



Breaking other people's property



Doing your best



Responsibility means doing what is expected of you. It means making good choices, being trusted and taking ownership for your actions.

YOUR  
RESPONSIBILITY  
FOR YOU AND  
FOR OTHERS.

WASH  
your  
HANDS



COVER  
your  
COUGHS  
and SNEEZES



STAY HOME  
if you're sick



If you're  
concerned,  
visit your GP  
or call 13 HEALTH  
(13 43 25 84)

## IN THE CLASSROOM

I will be prepared and  
ready to learn.  
I do my best work.  
I will listen and follow  
the rules.

## IN THE CLASSROOM

Personal Best is  
doing everything  
possible to make  
the best choices  
and preserving  
every step of the  
way!

## PERSONAL BEST

## HEALTH AND SAFETY

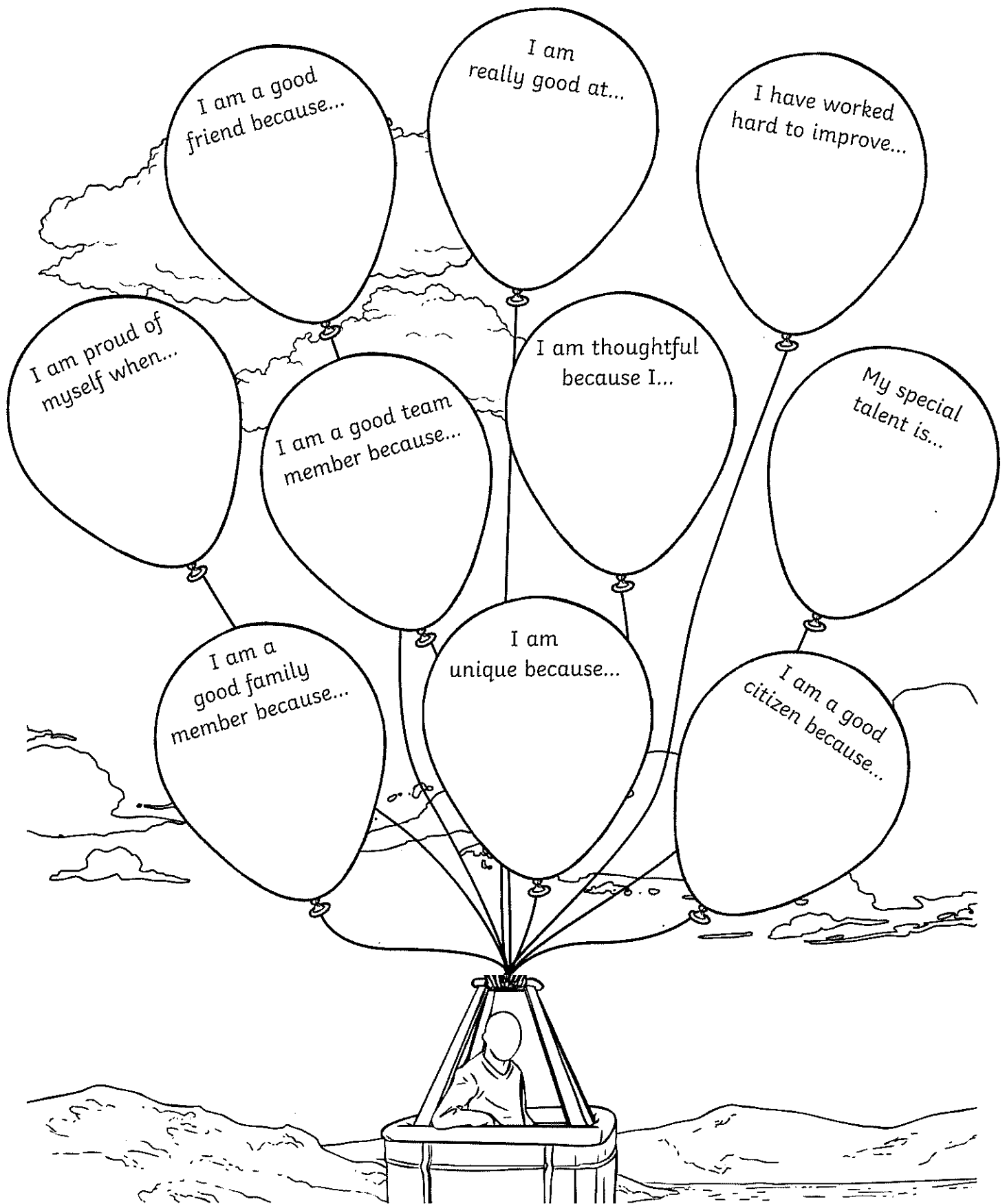
I practise social distancing  
rules.  
I will wash my hands.  
I will stay home if I am sick.  
I use the school guidelines for  
return to school practises.

I am a good sport.  
I am safe.  
I walk on hard surfaces.  
I am considerate of others.  
I respect the rules.  
I take turns.

## IN THE PLAYGROUND

# I Am an Amazing Person!

Read and finish the sentences in the balloons below.



Tuesday

# Proper Nouns

LI: I can recognise and use pronouns appropriately.


## Getting Started

What is a **noun**?

A noun is a naming word. They are used to identify a person, place, object, animal or idea. There are several different types of noun, we most commonly use 'common nouns'.

So, what is a **common noun**?




**Common nouns** are the general names for people, places, objects or animals. For example:





## Getting Started

**Proper nouns** are different in that they name a **specific place, object or person**. They should also always start with a **capital letter**.



**Months of the year, days of the week, some religious events and brand names** are also considered to be **proper nouns**.

### Task 1

Could you help me to fill in this common noun and proper noun chart? The first missing answer is completed for you:

woman	J.K. Rowling
country	
	Africa
Cartoon character	
Famous landmark	
	August
Day of the week	
City	
Restaurant	

## Task 2

If I write a common noun, can you write a more specific proper noun? E.g. cat - Garfield.

dinosaur	
pop star	
football team	

## Task 3

Which words are proper nouns in the following sentences? (Change the colour, circle or underline the word.)

- a) On friday, I went to see my grandmother at her house.
- b) Last year, I went on a fortnights holiday to fiji.
- c) At the weekend, we went to the cinema to watch the new pixar film.

## Task 4 Proper Noun Hunt

Can you spot the missing capital letters for the proper nouns in Mr. Whoop's letter?

Dear mr. williams,

I am writing to you to complain about my recent visit to your supermarket, aldi, on thursday 12th january, 2017. After a recent holiday in europe (where I visited portugal, spain and italy), I came to your store to purchase some ingredients to make a mediterranean meal like the one I had eaten near the colosseum.

Whilst in your fruit and vegetable aisle, I accidentally tripped over a red onion and two of your shop assistants, whose name badges read daniel and julie, proceeded to laugh at me hysterically. They never offered me any help or assistance. I was appalled.


I raced outside, got into my car and went straight home empty-handed. I had to phone my local branch of palace pizzas to order a takeaway meal. I will not be coming back in your shop until I get a full apology. If I don't receive a letter by wednesday 1st march, I am even considering writing to whoopsville council or the prime minister to express my disgust.

Yours sincerely,  
mr whoops.

Name: \_\_\_\_\_

# Proper and Common Noun Sort

Sort the nouns into the correct boxes.

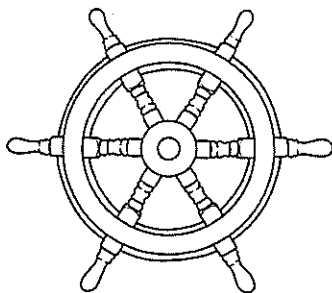
Common Nouns	Proper Nouns
	

Sydney Harbour Bridge	dog	building bricks	pencil
September	zoo	Melbourne	kangaroo
table	holiday	Friday	Ned Kelly
school	Great Barrier Reef	Australia	week
Uluru	Jupiter	teacher	footballer

# Find and Write the 'wh' Words




Write the words and then colour the pictures with an 'wh' sound in them.



--	--	--




--	--	--	--	--




--	--	--	--



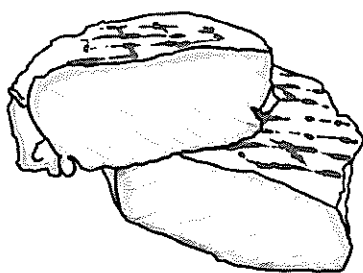
--	--	--




--	--	--	--




--	--	--	--	--	--



--	--	--



--	--	--



--	--	--

Use this table to practise your personal sight words list.

Type/Write your word	Practise 1	Practise 2	Practise 3

# 3× Table Practice

$1 \times 3 =$	$2 \times 3 =$	$3 \times 3 =$
$4 \times 3 =$	$5 \times 3 =$	$6 \times 3 =$
$7 \times 3 =$	$8 \times 3 =$	$9 \times 3 =$
$10 \times 3 =$	$11 \times 3 =$	$12 \times 3 =$
$4 \times 3 =$	$8 \times 3 =$	$9 \times 3 =$
$7 \times 3 =$	$11 \times 3 =$	$12 \times 3 =$
$10 \times 3 =$	$5 \times 3 =$	$6 \times 3 =$
$3 \times 3 =$	$1 \times 3 =$	$2 \times 3 =$

Time Taken:	My score:  <u>24</u>
-------------	----------------------------

## Deriving Facts to 100

For each of the following, complete the number fact to 10 and then derive the number fact to 100. The first one has been done for you.

$7 + 2 = 9$

$7 - 4 =$

$70 + 20 = 90$

$70 - 40 =$

$4 + 6 =$

$3 + 6 =$

$40 + 60 =$

$30 + 60 =$

$5 - 3 =$

$8 - 3 =$

$50 - 30 =$

$80 - 30 =$

$10 - 7 =$

$9 + 1 =$

$100 - 70 =$

$90 + 10 =$

$5 + 4 =$

$3 - 2 =$

$50 + 40 =$


$30 - 20 =$

$9 - 8 =$

$10 - 5 =$

$90 - 80 =$

$100 - 50 =$



Use the appropriate number fact to ten mentally to derive the number fact to 100.

$50 + 50 =$

$40 + 30 =$

$60 - 40 =$

$80 - 30 =$

$10 + 80 =$

$20 + 60 =$

$90 - 60 =$

$50 - 40 =$

$20 + 80 =$

$80 - 70 =$

$40 + 40 =$

$70 - 20 =$

## Adding 2-Digit Numbers and Ones Crossing 10

1.  $5 + 6 =$  \_\_\_\_\_

$15 + 6 =$  \_\_\_\_\_

$45 + 6 =$  \_\_\_\_\_

$65 + 6 =$  \_\_\_\_\_

2.  $8 + 3 =$  \_\_\_\_\_

$18 + 3 =$  \_\_\_\_\_

$38 + 3 =$  \_\_\_\_\_

$78 + 3 =$  \_\_\_\_\_

3.  $6 + 8 =$  \_\_\_\_\_

$16 + 8 =$  \_\_\_\_\_

$46 + 8 =$  \_\_\_\_\_

$96 + 8 =$  \_\_\_\_\_

4.  $7 + 5 =$  \_\_\_\_\_

$17 + 5 =$  \_\_\_\_\_

$67 + 5 =$  \_\_\_\_\_

$87 + 5 =$  \_\_\_\_\_

5.  $5 + 9 =$  \_\_\_\_\_

$15 + 9 =$  \_\_\_\_\_

$55 + 9 =$  \_\_\_\_\_

$85 + 9 =$  \_\_\_\_\_

6.  $6 + 7 =$  \_\_\_\_\_

$16 + 7 =$  \_\_\_\_\_

$46 + 7 =$  \_\_\_\_\_

$76 + 7 =$  \_\_\_\_\_

7.  $9 + 3 =$  \_\_\_\_\_

$19 + 3 =$  \_\_\_\_\_

$59 + 3 =$  \_\_\_\_\_

$99 + 3 =$  \_\_\_\_\_

8.  $4 + 9 =$  \_\_\_\_\_

$14 + 9 =$  \_\_\_\_\_

$54 + 9 =$  \_\_\_\_\_

$74 + 9 =$  \_\_\_\_\_

9.  $7 + 8 =$  \_\_\_\_\_

$17 + 8 =$  \_\_\_\_\_

$57 + 8 =$  \_\_\_\_\_

$97 + 8 =$  \_\_\_\_\_


10.  $5 + 8 =$  \_\_\_\_\_

$15 + 8 =$  \_\_\_\_\_


$65 + 8 =$  \_\_\_\_\_

$85 + 8 =$  \_\_\_\_\_






STAR



# Plant Detectives

## Activity Card



Cosmic is walking along the street to meet Gem at the shops. On the way he notices a plant sticking out of a crack in the pavement. How exciting! Plants usually grow in gardens, not in pavements. How did the plant get there? He thinks that perhaps someone dropped it as they walked along, but who?

Cosmic runs to ask Gem to help him solve the mystery. She's bound to know the answer. Cosmic explains what he has found, but Gem isn't sure how the plant got there either. She wonders if the plant might have grown from a seed under the pavement, but who could have planted the seed?

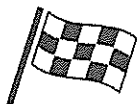
Cosmic and Gem know they have to look for clues to solve a mystery. They can't wait to start searching. Aunt Stella loves plants, so she comes to help them. But where will they begin? Can you be plant detectives and help to find clues about plants that grow in unusual places?

**Where have you seen plants growing?**

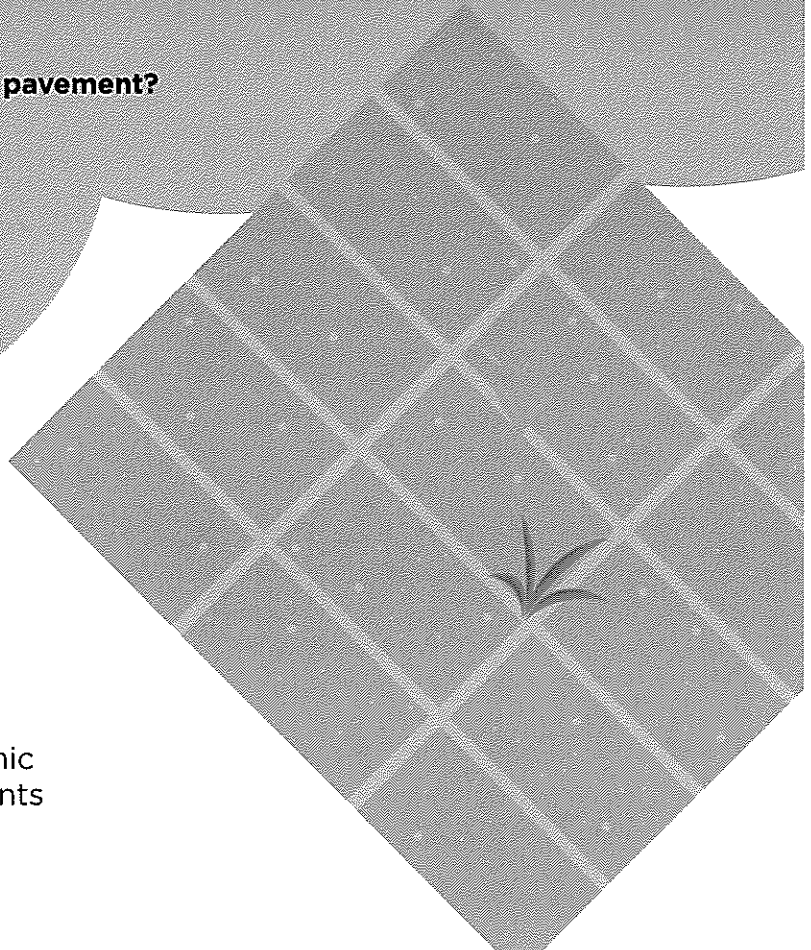
**Have you ever seen any plants growing in a pavement?**



### Your challenge



Become a plant detective and help Cosmic and Gem solve the mystery of where plants grow.



## Discuss

Talk to your buddy and plan where you will go on your plant hunt.

## Getting started

Have a good look around outside.

Look up and down, in corners, on buildings and patches of land.

Remember, clues about plants might be hidden anywhere!

Can you find any plants with flowers?

Where is the strangest place you can find a plant growing?

Do you notice anything about where you find plants growing?

How can you make sure that everyone stays safe?

## Test your ideas

If you find any plants, can you work out how they got there?

## Share your ideas

Take photographs or draw pictures of the plants you find to make a plant detective album. Mark on a map where you found the plants.

## Extra things to do

Try to discover the names of the plants you found.

Try to find out if plants always need soil to grow.

Would you find different plants at different times of year?

